



Huobi Research Weekly (Vol.13)

2018/6/5

Related Report

《Huobi Research Weekly
(Vol.11)》 2018-5-27

《Huobi Research Weekly
(Vol.12)》 2018-5-20

Author

Hubery Yuan
Dazhi Guo
Zhaofei Ding

huobiresearch@huobi.com

Abstract

This week, the market cap and 24h trading volume of cryptocurrency have both increased. On June 4th, the total market cap of the TOP100 cryptocurrencies is to \$329.14 billion, a 6.38% increase from the previous week. 84 of the Top100 cryptocurrencies have rose to varying degrees. 24h total market trading volume increased by 47.01% compared to that of the previous week. Theta is the top performer of the week, whose market cap increase by 64.76%, and its ranking stepped forward by 37, entering the TOP100. Bitcoin was at \$7682.64, up 4.83% from the previous week, and Ethereum was at \$602.88, up 3.33% from last week. HB10 significantly increased by 19.06%.

Unconfirmed transactions number in Bitcoin hugely increased by 15.72%. Ethereum's average unconfirmed transaction increased by 11.57%. Bitcoin miner's fees fell sharply, Ethereum's miner's fee increase. The 7 days averaged number of unconfirmed transactions in Bitcoin and Ethereum was 2171 and 36,241. Bitcoin hashrate increased by 2.23%, and Ethereum's hashrate decreased by 1.52%. The average daily transaction fee for Bitcoin and Ethreum was \$0.722 and \$0.446, which decrease 27.2% and increase 9.85% respectively from last week. The total number of blockchain and Ethereum addresses reached 25.08 million, and 38.10 million.

The EOS code has the highest level of activity. NaviAddress has become the focus of attention on telegram. Github code EOS reached 262 commits this week. In terms of community activity, homepages of Bitcoin, Ethereum, and Ripple (XRP) ranked top three on Facebook; The top three projects on Twitter are Ripple, Bitcoin, and Ethereum; and NaviAddress attracted the most attention on telegram, also being the fastest-growing project in the past 24 hours.

New digital assets fundraising this week mostly come from Russia, with blockchain platform projects capturing most of the market attention. 76 new digital asset projects finalized the public funding process, most of them were from Russia, which focus on blockchain platform area, followed by gaming, infrastructure, finance, software and AI etc. Among 15 fundraising projects that we followed, Hyperchain was the biggest one, who raised over 1.5 billion RMB in its series B financing.

Content

1. Weekly Market Review.....	3
1.1 Market overview	3
1.2 Segment Analysis.....	5
2. Technical Statistic	9
2.1 Cryptocurrency Mining Statistics.....	9
2.2 Activity Statistics	11
2.3 Community Activity Statistics	17
3. Weekly Blockchain News Review	18
3.1 Industrial Application	18
3.2 International Policy	20
3.3 Technological Breakthrough.....	21
4. Weekly Project Progress in the Market	21
4.1 New digital assets this week	21
4.2 Weekly Investment Activities	30

1. Weekly Market Review

1.1 Market overview

This week, cryptocurrency market capitalization prevailingly increased, there are only 15 projects whose market cap fell. According to coinmarketcap, as of June 4th, 2018, the total market cap of the TOP100 cryptocurrencies was 329.14 billion U.S. dollars, a increase of 6.38% from last week. Only 15 projects' market cap fell, and the market cap of 84 projects have increased to varying degrees. Among them, Theta had the largest decrease of 64.76%, and its market cap ranking increased 37 places to 90. Followed by NXS, with a market cap decrease of 36.89% comparing with last week, ranking up 20 to 93. In addition, there were 5 projects entered TOP100, MOAC, THETA(market cap increased by 64.79%, ranking up by 37) , NXS(market cap increased 36.89%%, ranking up by 20), MYB(market cap increased 31.12%, ranking up by 16), NXT(market cap increased by 9.57%, ranking up by 2); The highest increase in market cap this week was THETA, which rose 37 places to the 90th place, The highest increase in price this week was THETA, up by 62.18%, the largest decrease in price this week was TRX, down by 14.46%. As of June 4th, 2018, Bitcoin was traded at 7682.64US dollars, higher than last week by 4.83%, price of Ethereum was 602.88 US dollars, up by 3.33% from last week.

Table 1.1: Top Five Price Increases and Declines

Symbol	Price decrease	Symbol	Price increase
TRX	-14.46%	THETA	62.18%
MOAC	-12.73%	NXS	36.73%
XIN	-11.63%	GNT	34.76%
CENNZ	-7.42%	HY	32.80%
ARDR	-6.67%	MIOTA	32.41%

Source: coinmarketcap

The 24h trading volume ROSE this week, with an increase of 47.01% compared with last week. On June 4, 2018, the 24h trading volume decrease by 47.01% comparing with the same period of last week, and 21projects rose by more than 100%, of which the highest was MYB with an increase of 1935.12%. Followed by THETA, its 24h trading volume increase

by 315.1% compared with last week. This week, there were 19 projects went through 24h trading volume decline, of which 7 projects fell more than 40%, of which the highest was PPT, a drop of 70.86%.

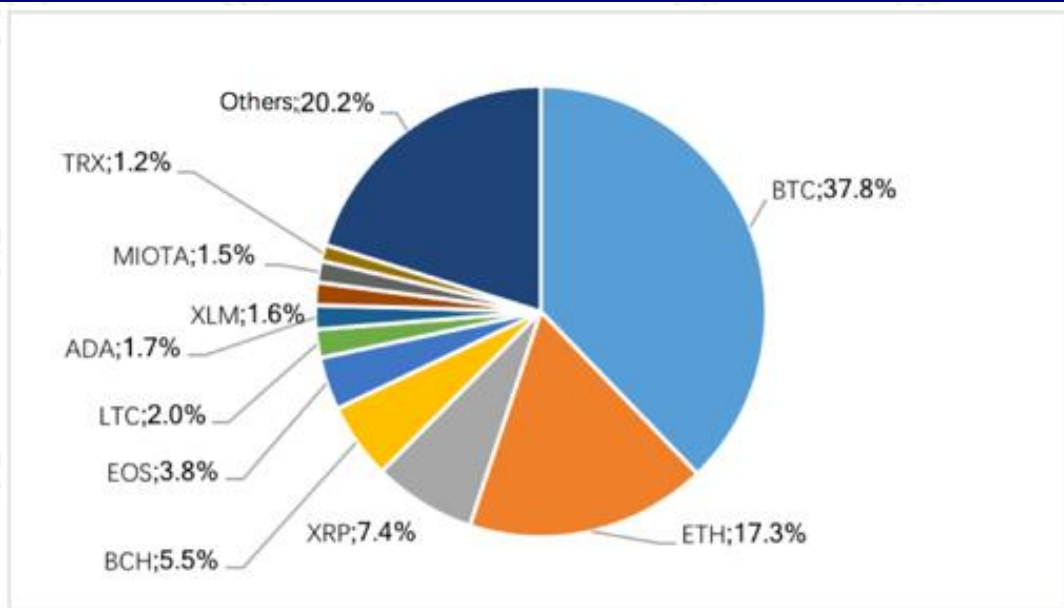
Figure 1.1: The Market cap and 24-hour Trading Volume for TOP100 cryptocurrencies



Source: coinmarketcap

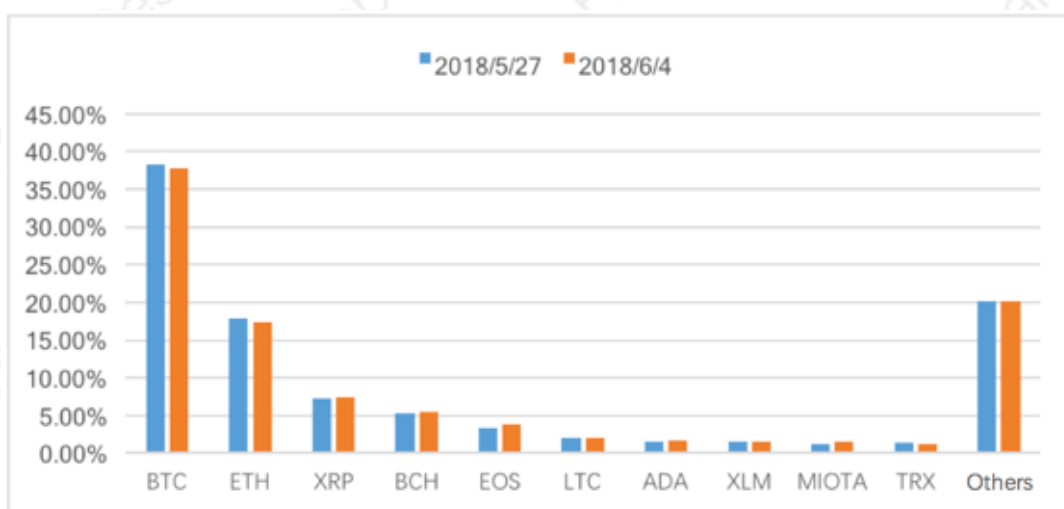
The TOP10 cryptocurrencies’ market share remained stable, but market cap of 9 projects have declined to varying degrees. On June 4th, the market cap of TOP10 cryptocurrencies was USD 277.07 billion, an increase of 6.82% from last week, accounting for 79.79% of the total market capitalization of cryptocurrencies, with a stable market share compared with last week. TRX market capitalization hit the largest decrease of 14.46%. The market share of the 4 cryptocurrencies in the TOP10 declined last week. BTC's market cap is 37.77%, slightly decreased compared with last week.

Figure 1.2: TOP10 Cryptocurrencies' Market Share of Total Cryptocurrencies Market



Source: coinmarketcap

Figure 1.3: TOP10 Cryptocurrencies' Market Share of Total Cryptocurrencies Market Changes



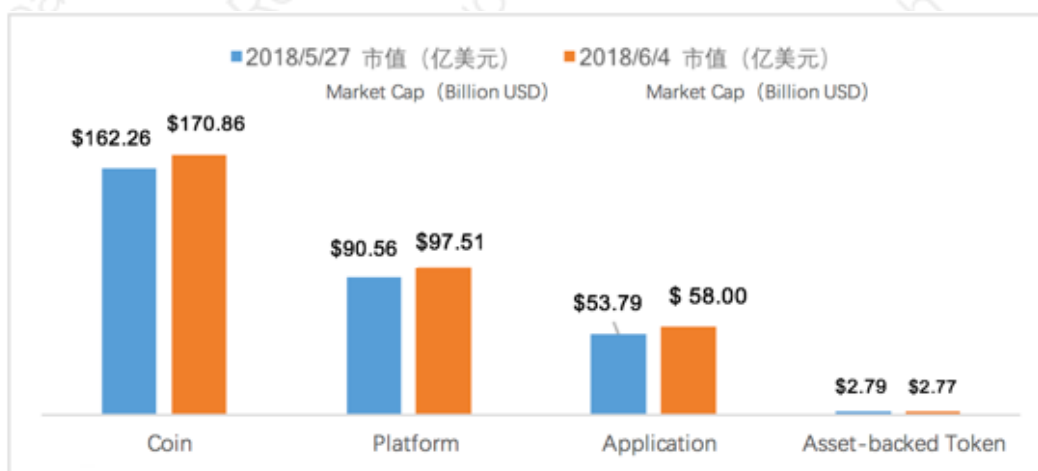
Source: coinmarketcap

1.2 Segment Analysis

Application projects had the largest increase in market cap and coin project the biggest decrease in average market cap. As of June 4th, 2018, in the global TOP100 cryptocurrencies by market cap, the market cap of

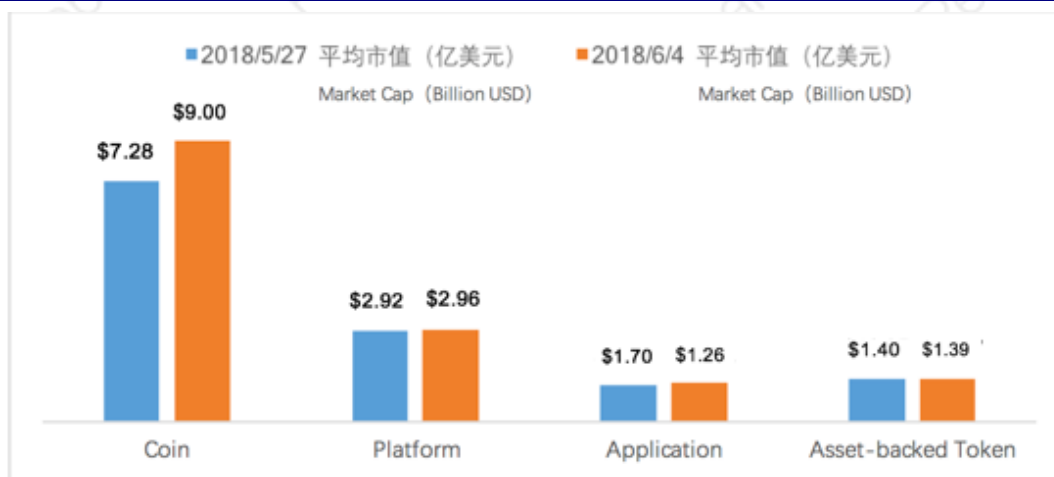
application projects increased by 7.83% over the previous week, accounting for the largest increase. This week, the market cap of coin projects increased the most from last week by 16.39%, accounting for the largest increase.

Figure 1.4: TOP100 Cryptocurrencies Segment Market Capitalization



Source: coinmarketcap

Figure 1.5: TOP100 Cryptocurrencies Segment Average Market Value

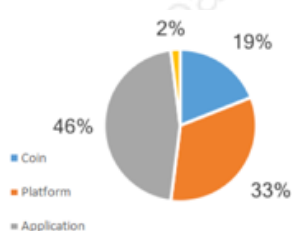


Source: coinmarketcap

The classification of global TOP100 cryptocurrencies remained stable. As of June 4th, 2018, among the TOP100 cryptocurrencies by market capitalization, the proportion of the number of projects has remained stable

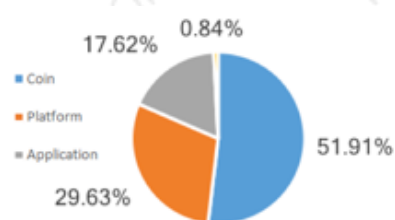
compared to last week. The number of coin projects decreased by 2, the number of platform projects increased by 2, the number of app projects remained unchanged, number of asset-backed token remained unchanged. The largest market cap was still coin project, accounting for 51.91%, which experienced a slight increase compared with last week.

Figure 1.6: TOP100 Cryptocurrencies Segment Ratio



Source: coinmarketcap

Figure 1.7: TOP100 Cryptocurrencies Segment Market Share

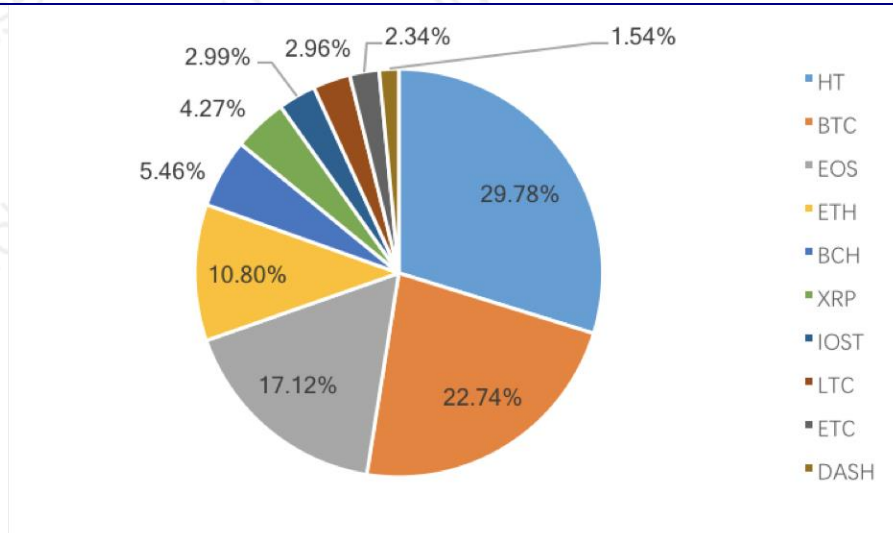


Source: coinmarketcap

1.3 HB10

HB10 index significantly increased by 19.06% . According to the platform data of Huobi Global Exchange, as of midnight June 3rd, 2018, the index was 1126.34, which was a 19.06% increase compared to last week (946.02). The highest index was 1127.58 in the middle of the week and the lowest was 860.72.

Figure 1.8: HB10 Cryptocurrencies Segment Ratio



Source: Huobi global exchange platform

Note: According to the different attributes of cryptocurrencies, Huobi Academy of Blockchain Application will divide them into four categories: Coin, Application Class, Platform Class and Asset-backed Token.

Coin Project: Refers to a type of asset developed based on blockchain technology that does not correspond to a specific use scenario and whose main function is only the transaction target. Its asset value is mainly reflected by liquidity.

Platform Class Project: A type of asset that is associated with the development of the underlying technology of the blockchain and is supported by the right to use or participate in the platform.

Application Class Project: Refers to a type of asset that is associated with a specific application scenario and is supported by a certain right of use, participation, or dividend.

Asset-backed Project: Refers to a class of assets that is linked to actual assets such as gold and US dollars and supported by the value of physical assets.

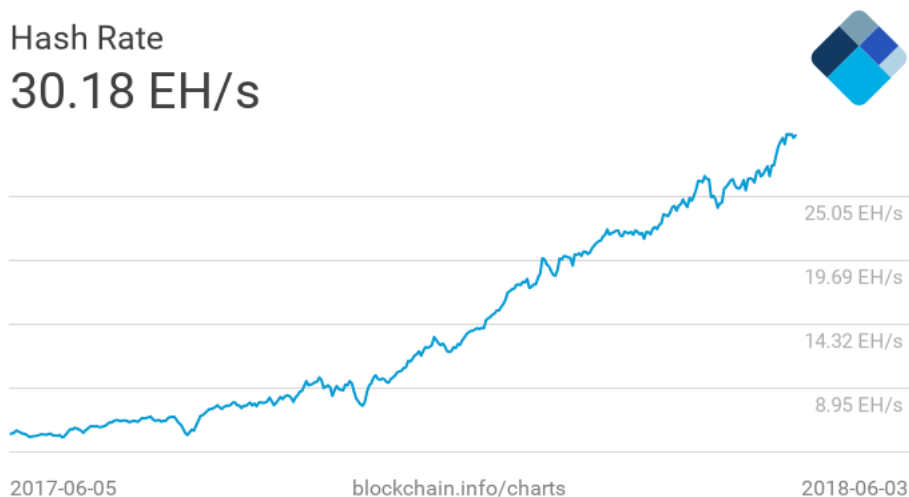
2. Technical Statistic

2.1 Cryptocurrency Mining Statistics

Hashrate of Bitcoin increased and hashrate of Ethereum decreased this week. From May 28 to June 3rd, 2018, the average bitcoin hashrate for the entire network reached 30.18 EH/s, with an increase of 2.23% from the previous week.

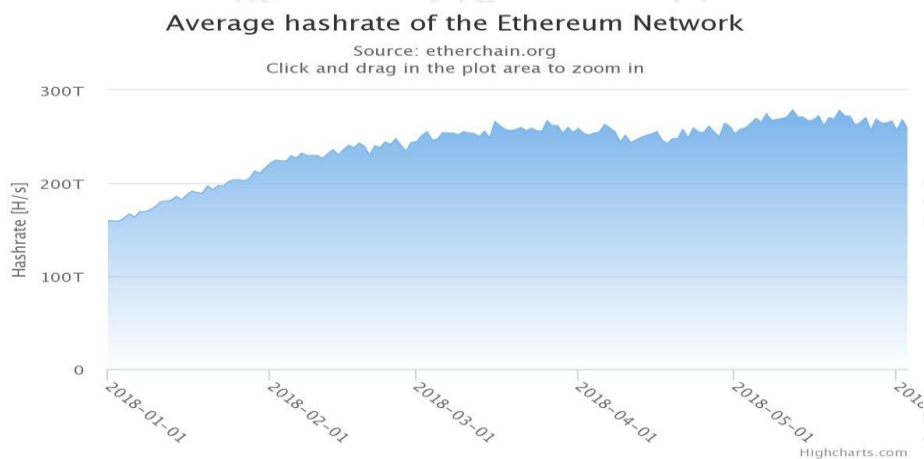
Average hashrate for entire Ethereum network was 264.1TH/S this week, a decrease of 1.52% from the previous week.

Figure 2.1: Bitcoin Hashrate Changes



Source: blockchain.info

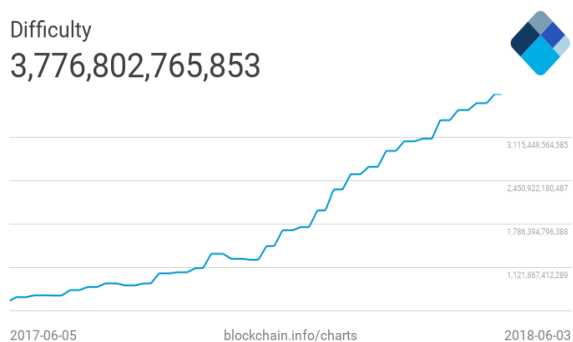
Figure 2.2: Ethereum Hashrate Changes



Source: etherchain

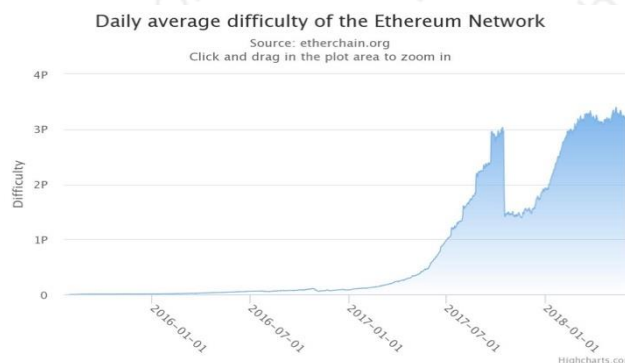
This week, the difficulty of mining in Bitcoin and Ethereum increased slightly. As of June 3rd, 2018, Average difficulty for mining Bitcoin this week was 3.77T, a 1.77% increase compared with the previous week. The average difficulty of mining Ethereum this week was 3.203P, an decrease of 1.69% compared with the previous week

Figure 2.3: The Difficulty of Mining in Bitcoin



Source: blockchain.info

Figure 2.4: The Difficulty of Mining in Ethereum

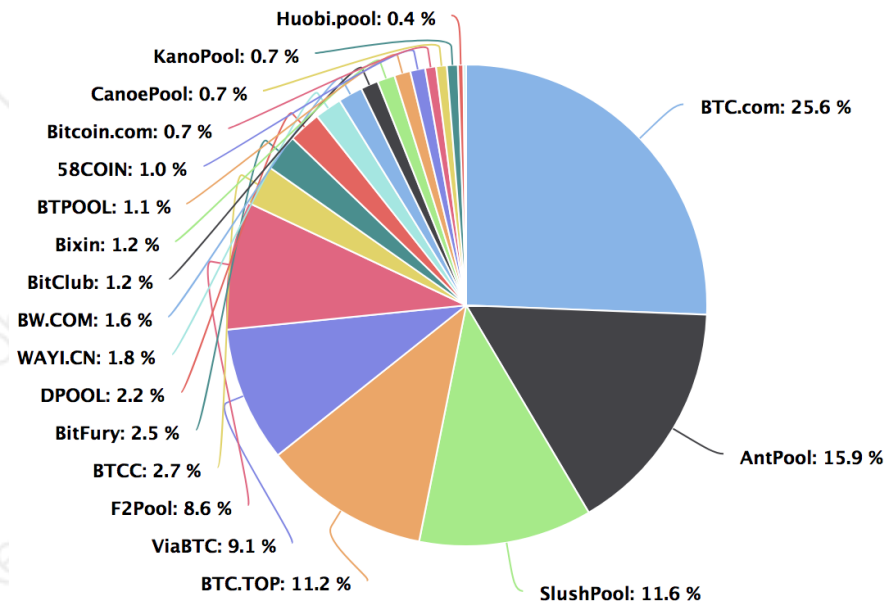


Source: etherchain

The percentage of BTC.com in the overall mining pool market slightly increased, ViaBTC made it into TOP 5, and the market share of Ethermine remained stable. From May 38 to June 4th, 2018, bitcoin blockchain mined was 1112 blocks , a decrease of 0.45% from the previous week, among which the top five pools were BTC.com , AntPool, SlushPool, BTC.TOP and ViaBTC. Those 5 pools mined 282, 175, 128, 123 and 100 respectively, accounting for 25.36%, 15.74%, 11.51%, 11.06% and 8.99%, and the hashrate were 8.69EH/s, 5.39EH/s, 3.94EH/s, 3.79EH/s and 3.08EH/s respectively.

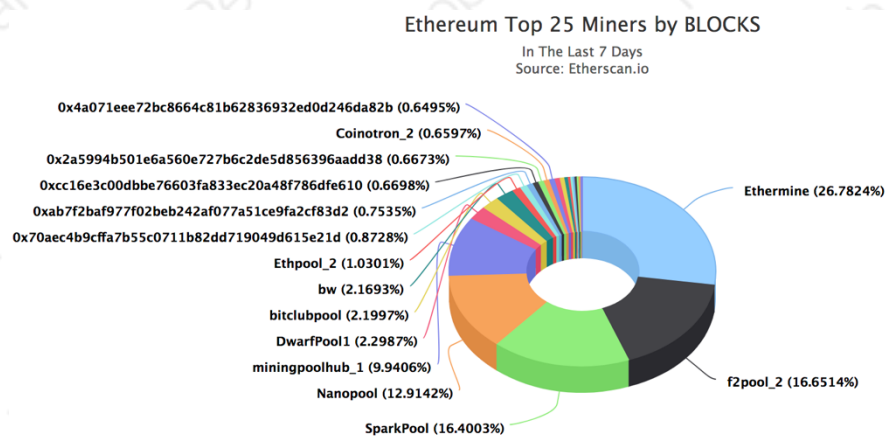
In the past week, Ethereum's entire network digged out 39414 blocks, decreasing 0.32% from the previous week. The top five pools are Ethermine, f2pool_2, SparkPool, Nanopool, and miningpoolhub_1, which mined 10556, 6565, 6464, 5090 and 3918 blocks respectively, accounting for 26.78%, 16.65%, 16.4%, 12.91% and 9.94% respectively.

Figure 2.5: Distribution of Bitcoin Mine Pool



Source: BTC.com

Figure 2.6: Distribution of Ethereum Mine Pool



Source: etherscan.io

2.2 Activity Statistics

The block size of Bitcoin increased and the average transaction amount of each block in Bitcoin decreased; Ethereum’s bitcoin block size and average number of transactions increased this week. Based on blockchain.info, the average block size of Bitcoin this week was 751.3 Kbs, which was a 11.3% decrease from the previous week, and the average number of transactions per block was 1,305 times, down 2.47% from the previous week.

Figure 2.7: Block Size of Bitcoin

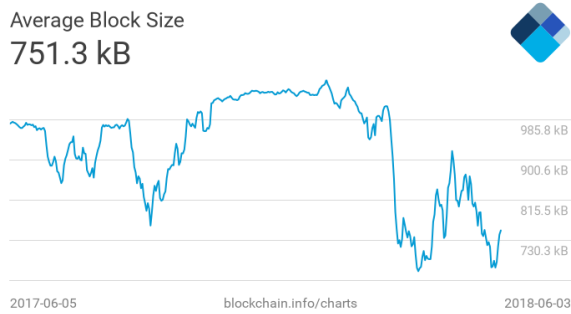
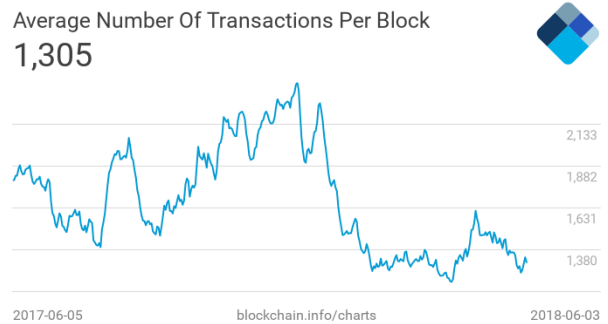


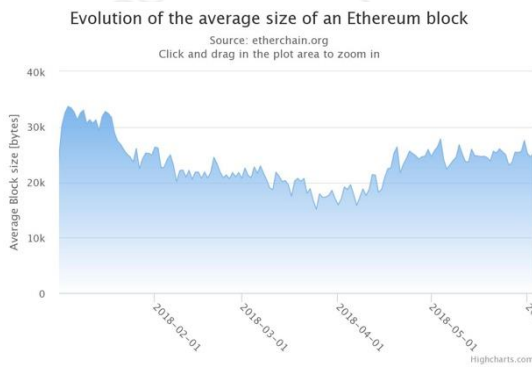
Figure 2.8: The Average Transactions of Per Block in Bitcoin



Source: blockchain.info

According to etherchain, the average transactions per block in Ethereum this week was 143.31, which was an increase of 0.915% compared with the previous week. The average size of the block was 25555 bytes, which was a increase of 2.8% compared with the previous week.

Figure 2.9: Evolution of the average size of an Ethereum block



Source: etherchain

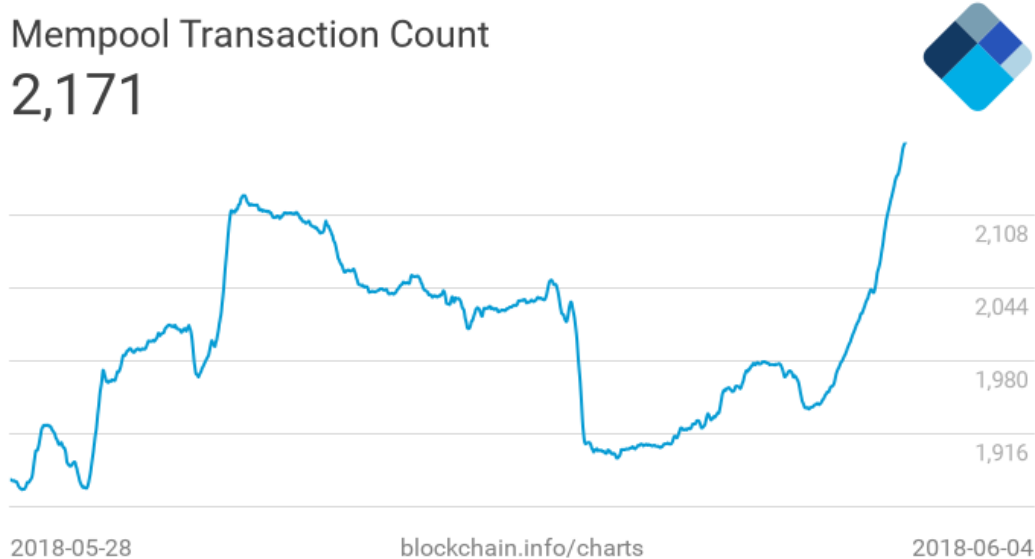
Figure 2.10: The number of transactions per day



Source: etherscan.io

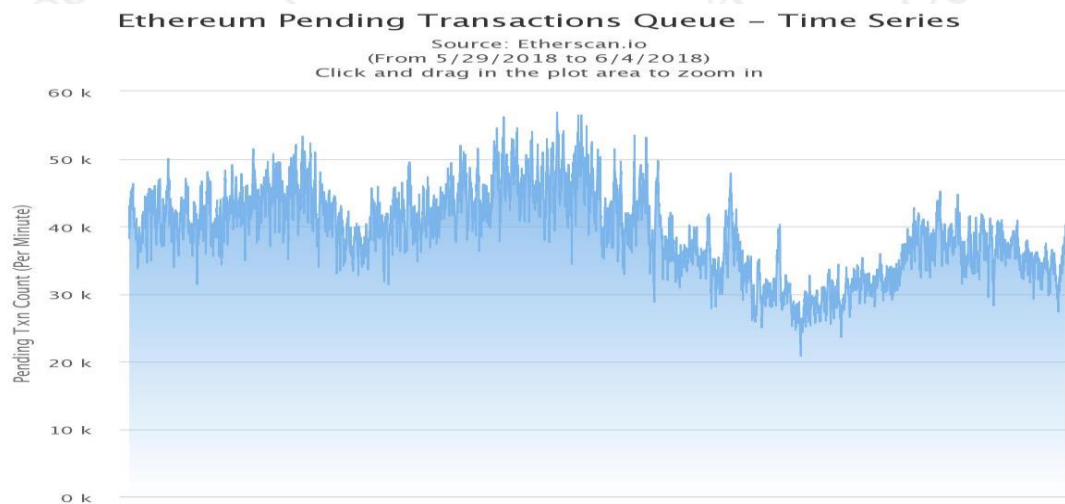
Number of unconfirmed transactions in Bitcoin increased 15.72% and that of Ethereum grossly increased by 11.57% comparing with last week. As of May 28, 2018, the number of 7-day average unconfirmed transactions in Bitcoin network was 2171, an huge increase of 15.72% from that of previous week. As of June 4th, the number of unconfirmed transactions in Ethereum network this week was 36241, a increase of 11.57% from that of previous week. The lowest value of unconfirmed transactions this week was 20778, and the highest record reached 56904.

Figure 2.11: Unconfirmed Transaction in Bitcoin



Source: blockchain.info

Figure 2.12: Unconfirmed Transaction in Ethereum

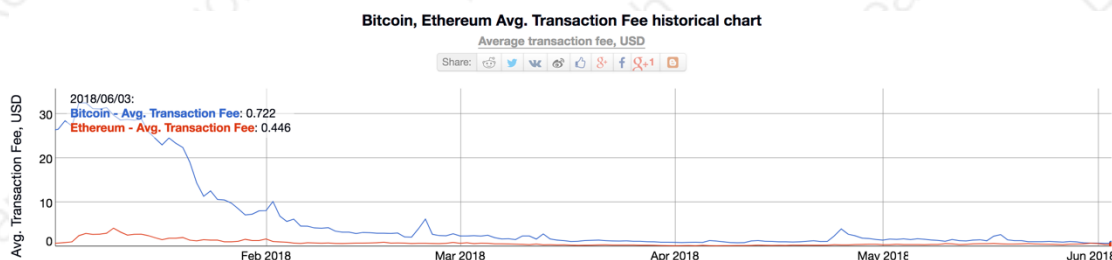


Source: etherscan.io

Transaction fees of Bitcoin hugely increased and Ethereum increased this week. As of June 3rd, 2018, average transaction fees of Bitcoin this

week was 0.722 USD down by 27.2% from last week. Average transaction fees of Ethereum this week was 0.446USD, an increase of 9.85% from the previous week.

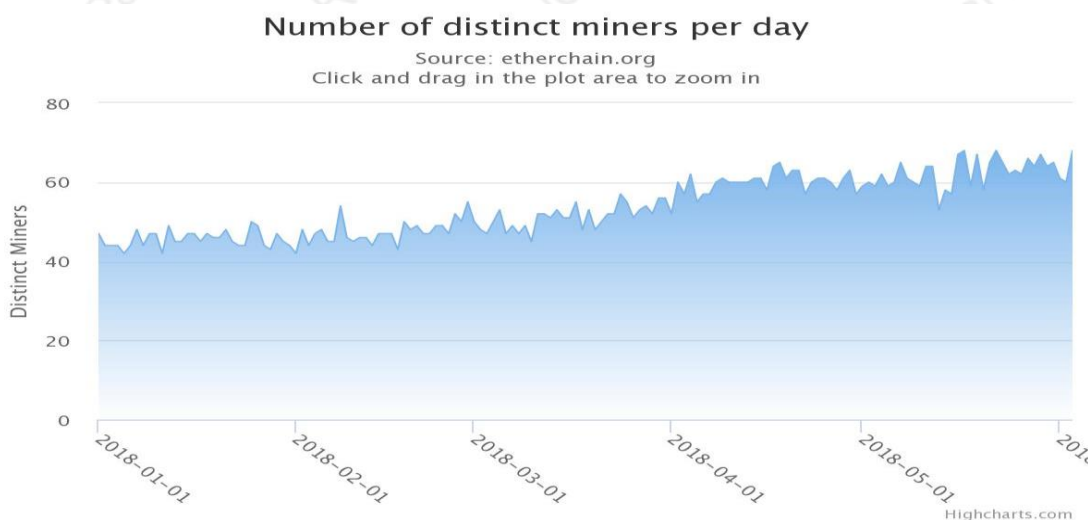
Figure 2.13: Bitcoin, Ethereum Avg Transaction Fees



Source: bitinfocharts

The average number of distinct miners per day in Ethereum decreased slightly. From May 28 to June 3rd, 2018, the average number of distinct miners per day in Ethereum this week was 64.14, lower than the previous week (64.42) by 0.44%.

Figure 2.14: Number of Distinct Miners Per Day



Source: etherchain

The number of nodes in Bitcoin and Ethereum nodes experienced a

minor increase. As of May 28, 2018, Bitcoin nodes reached 9971, an increase of 2.16% from the previous week, of which 2,482 nodes in the U.S, 1760 nodes in Germany and 782 nodes in China, accounting for 24.89%, 17.65% and 7.84%.

As of June 4th, 2018, Ethereum nodes reached 15529, which was an increase of 2.81% from the previous week. There were 5842 nodes in the U.S, 1952 nodes in China and 1022 nodes in Canada, accounting for 37.62%, 12.57% and 6.58% respectively.

Table 2.1: Ranking of Bitcoin Nodes Distribution

RANK	COUNTRY	NODES
1	United States	2482 (24.89%)
2	Germany	1760(17.65%)
3	China	782 (7.84%)
4	France	665(6.67%)
5	Netherlands	495 (4.96%)
6	Canada	391 (3.92%)
7	n/a	352 (3.53%)
8	Russian Federation	316(3.17%)
9	United Kingdom	298 (2.99%)
10	Japan	216 (2.17%)

Source: bitnodes

Table 2.2: Ranking of Ethereum Nodes Distribution

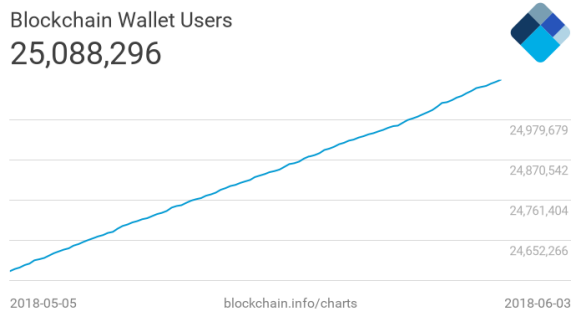
RANK	COUNTRY	NODES
1	United States	5842 (37.62%)
2	China	1952 (12.57%)
3	Canada	1022 (6.58%)
4	Russian Federation	782 (5.04%)
5	Germany	779 (5.02%)
6	United Kingdom	513 (3.30%)
7	Korea	439 (2.83%)
8	Netherlands	452 (2.74%)
9	France	355 (2.29%)
10	Ukraine	267 (1.72%)

Source: ethernodes

This week, the growth rate of Bitcoin and Ethereum new addresses increased. According to the data of blockchain.info, as of June 3rd, 2018, the total number of blockchain accounts reached 25088296, an increase of 136124 this week.

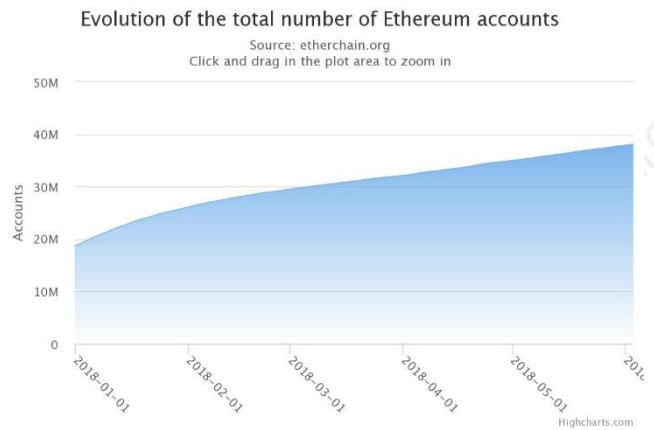
According to the data of the etherscan, as of June 3rd, 2018, the total number of Ethereum addresses was 38106562, and the number of new created addresses this week was 638741.

Figure 2.15: Bitcoin Wallet Users



Source: Blockchain.info

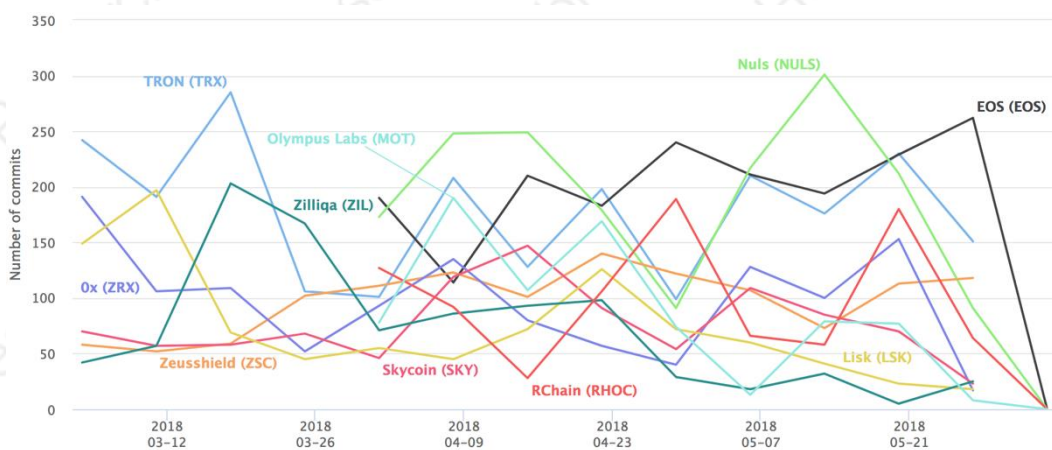
Figure 2.16: Total Address of Ethereum



Source: etherscan

EOS was the most active project in github last week. From May 28 to, June 4th 2018, TRON’s activity in the github code was the most robust, reaching 262 commits, an increase of 14.41% from the previous week. TRON ranked second at 151 commits.

Figure 2.17: Github Code Activity



Source: cryptomiso

2.3 Community Activity Statistics

The top three famous cryptocurrencies on Facebook are Bitcoin, Ethereum and Ripple(XRP). The top three most popular cryptocurrencies on Twitter are Ripple, Bitcoin and Ethereum. As of May 28, 2018, the number of fans on Facebook of Bitcoin & Cryptocurrency, Ethereum and Ripple (XRP) is 460K, 141K and 118K respectively. On Twitter, the top three were Ripple (XRP), Bitcoin and Ethereum which has 901K, 865K, and 427K fans respectively.

As of June 4th, NaviAddress got most attention on telegram, with more than 100,000 fans. NaviAddress got the largest increase in the number of new fans in the last 24 hours, with more than 100,000 new fans joined its telegram.

Table 2.3: Facebook Cryptocurrency Fans Rankings

RANK	Cryptocurrency	Fans (thousands)
1	Bitcoin	460
2	Ethereum	141
3	Ripple (XRP)	118
4	Litecoin	103
5	IOTA	57
6	Dash	50
7	NEO	48
8	XVG	38
9	LISK	33
10	monero	30

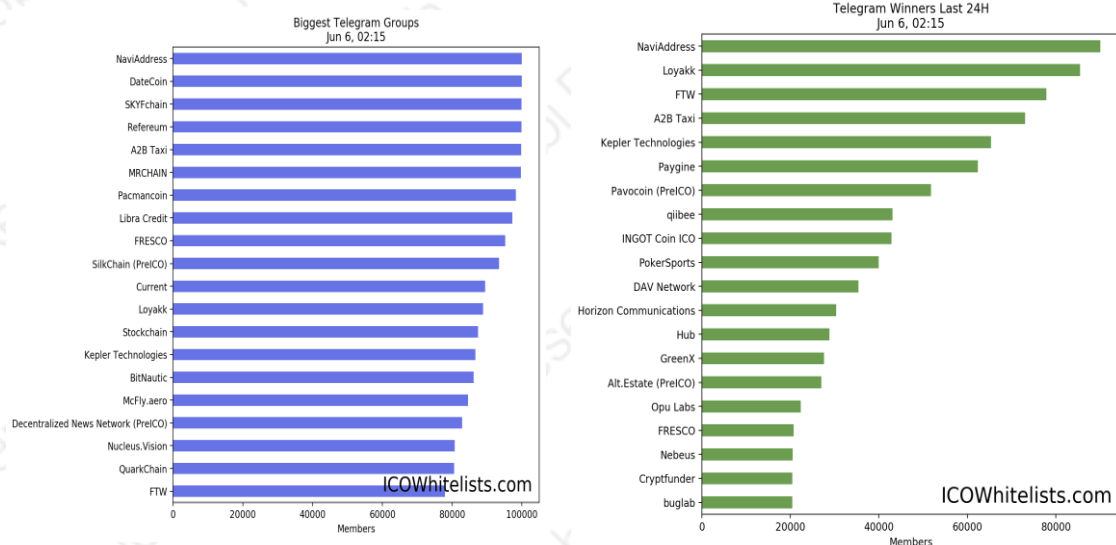
Source: facebook

Table 2.4: Twitter Cryptocurrency Fans Rankings

RANK	Cryptocurrency	Fans (thousands)
1	Ripple (XRP)	901
2	Bitcoin	865
3	Ethereum	427
4	Verge	359
5	Dash	327
6	TRON	314
7	Monero	304
8	OmiseGO	290
9	Stellar	259
10	Litecoin	150

Source: twitter

Figure 2.18: Telegram Cryptocurrency Fan Ranking



Source: icowhitelists

3. Weekly Blockchain News Review

3.1 Industrial Application

1. ANZ and IBM Build Blockchain Solution for Insurance in New Zealand

Working with tech giant IBM and financial services firm Suncorp New Zealand, ANZ is building a blockchain-based platform aimed to ease the transfer of data and premium payments between brokers and insurers, ultimately making processes faster and more transparent.

2. Shipping Giant Maersk Deploys First Blockchain-Based Marine Insurance

Maersk, the world’s largest shipping company, has deployed the first blockchain platform for marine insurance, Insurwave, a joint venture between Guardtime, a software security provider, and Ernst & Young, an accounting firm.

3. Philippine Banks to Pilot Ethereum-Based Blockchain

for Retail

In a move to further financial inclusion and bring some 35 million unbanked Filipinos into the financial system, the Union Bank of the Philippines (UnionBank) has picked five rural banks in Mindanao – the second largest island in the Philippines – for a blockchain pilot that will test real-time, cheaper retail payments.

4. IOTA Partners with Norway's Largest Bank to Collaborate on Tangle DLT Implementation

Famed DAG project IOTA has inked a deal with Den Norske Bank (DNB) to explore potential use cases for the company's Tangle technology. DNB is the largest bank in Norway and ranks as one of the most prominent financial institutions in the Nordic region.

5. Insurtech Company Zhong An Promotes the Use of Blockchain in Healthcare Industry

ZhongAn Technology, the tech incubator of Chinese insurtech giant ZhongAn Online, is not satisfied with being the first in China to use blockchain technology to monitor the life journey of chickens in organic farming – it now plans to use facial recognition to better identify each bird during real-time monitoring.

6. PwC Australia and Port of Brisbane Unveil Blockchain Supply Chain Pilot

Announced Tuesday, PwC Australia is collaborating with the Australian Chamber of Commerce and Industry (ACCI) and the Port of Brisbane for the development of a new platform that utilizes blockchain technology to link supply chain information

7. Founder of Chinese Ride Hailing Company to Launch Blockchain-Based Taxi App

Chen Weixing, the founder of Chinese ride hailing company Kuaidi Dache, is planning to launch a

blockchain-based ride hailing app, China Money Network reports May 28. Chen is partnering with co-founder of Meituan Yang Jun to launch the project. Chen aims to create a platform that will offer lifestyle services such as ride hailing and deliveries, among others.

3.2 International Policy

1. Korean National Assembly Makes Official Proposal to Lift ICO Ban

The Korean regulator, the Financial Services Commission, outlawed token sales in September of 2017, saying they are over-speculative and constitute a "violation of capital market law." And while there were reports in March that the ban might be lifted, nothing concrete has happened to date.

2. Bank of England Open to the Idea of a Central Bank Digital Currency

The Governor of the Bank of England Mark Carney said at the Riksbank Anniversary conference that he was open-minded about the prospect of a central bank digital currency (CBDC). While he reportedly is not opposed to the idea of implementing a CBDC, Carney stressed that any such adoption of a digital currency would not happen soon. The UK central bank governor stated that cryptocurrencies do not currently constitute money.

3. Venezuela Bans Imports of Cryptocurrency Mining Equipment

Reportedly the cheapest country in the world to mine Bitcoin, Venezuelan authorities have cracked down on local mining operations by banning any new imports of mining hardware, including certain types of graphics cards and computers as well as ASIC miners

4. Indian Government Against Using Venezuelan's Petro

to Pay for Crude Oil

India has no plans to use Venezuela's cryptocurrency – the Petro – to pay for crude oil imports from the South American country. India is already a regular customer of Venezuelan oil, and it was recently offered a 30% discount on crude oil imports if the government paid in Petro.

3.3 Technological Breakthrough

1. IBM Patents System that Creates Audited Blockchain 'Checkpoints'

Both patents were approved on May 31 and are related in that they describe certified, audit-able "checkpoints." The main goal of the checkpoints is to allow businesses to satisfy regulations for data verification and retention when connecting to the network.

2. Mastercard Patents Blockchain-Based Coupon Authentication System

The patent, granted by the US Patent & Trademark Office (USPTO) on May 31, outlines a way for merchants to cut down on coupon fraud and more effectively issue targeted discounts to specific customers. The company first applied for the patent in Nov. 2016.

4. Weekly Project Progress in the Market

4.1 New ICOs this week

There are 76 new ICOs this week. Among these ICOs, 76 cryptocurrencies were collected with country information, and Russia is the country with the most ICOs this week (7 ICOs, accounting for 9.6% of the total ICOs this week). Switzerland, U.S., Singapore and England each has 6 ICOs and accounts for 8.2% of the total ICOs respectively. Each of the rest 30 countries generally launched 1 or 2 ICOs, accounting for less than 3% of the

overall ICOs this week. Judging from the types of projects, with all ICOs have been clearly categorized, the largest asset class for ICOs is blockchain infrastructure projects (18), accounting for 23.7% of the total ICOs; Followed are Blockchain Betting/Gambling Projects(10.5%), Blockchain Finance projects(6.5%), Software projects (5.3%), Entertainment projects (3.9%) and Artificial Intelligence projects(3.9%). In general, new digital assets this week are concentrated mostly in Singapore; asset types are basically application-type, with Blockchain infrastructure projects being the main application area of ICOs.

Table 4.1 New ICOs this week

Digital Asset	Country	Introduction	Sub-classification	Closing Date	Public Offering Price
ORS ICO (ORST)	Switzerland	At ORS, we envision a global network of entrepreneurs and independent companies empowered by our ABC technology building blocks: Algorithms, Blockchain, and Cryptocurrency.	Software Optimizing	28-May	0.50 USD
Peur (PURC)	Australia	By developing the Peur marketplace, payment solution & payroll integration, we enable merchants to participate in the decentralized economy.	Payment	28-May	1 PURC = 0.000125 ETH
Banana Papa (BPC)	Columbia	The essence of the project is the organization of production of banana chips in Colombia with the subsequent sale of products to the markets of the USA, Europe, Russia and Asia.	Retailing	28-May	0.40 USD
INSPERM (INP)	Russia	Employment of learning neural networks allow to reach exceptional video analytics effectiveness results.	Security	28-May	0.11 USD
GO CUBO LODGE	Cyprus	GO CUBO LODGE CLUB is an alternative vocational and business trip ecosystem that tokenizes and	Sharing Economy	29-May	0.01 USD

CLUB (GO)		makes available wide choice of locations for residence, flexible time occupation, anonymity, reasonable price and accommodation in modern technological lodges.			
Pointium (PNT)	Switzerland	With the lowest transaction fee and the safest way, Pointium integrates the points into Pointium tokens (PNT), and delivers the loyalty programs to the users.	Point Card	29-May	0.01 USD
eMarketChain (EMAC)	Bulgaria	eMarketChain is developing a blockchain-powered marketplace and payment ecosystem that cuts out e-commerce middleman commissions for manufacturers and consumers.	Payment	29-May	0.06 USD
CryptF (CPTF)	N/A	We create a simple to understand product allowing you to invest cryptocurrency into reliable and profitable financial instruments.	Finance	29-May	1 CPTF = 0.001 ETH
Ethereum Slot Machine (EST)	Russia	The first mobile game in the world which simulates slot machine for Ethereum network	Gaming	29-May	0.51 USD
Extrabit (EXB)	England	EXTRABIT establishes itself as a crypto mining company which has been making quite a mark in the cryptocurrency arcadia.	Mining	29-May	0.50 USD
DeepWater Treasure Recovery (DWT)	Ecuador	We are launching DeepWater, a new project, which employs artificial intelligence for underwater pattern recognition.	AI	30-May	0.28 USD
CoinTour (COT)	England	Our project can help you as quickly as possible and easily plan your vacation in advance	Taveling	30-May	0.06 USD
Greeneum Network ICO (GREEN)	Germany	Greeneum is a blockchain-based marketplace that aims to connect all entities in the energy supply chain.	AI	30-May	N/A
Iconiq Lab (ICNQ)	Peru	Iconiq Lab is an Initial Coin Offer and Token Launch accelerator program.	Platform	30-May	1.16 USD

Nocturus (NOCT)	U.S.	Nocturus is a block chain based hotel booking middleware.	Hotel	30-May	0.00 USD
Sancoj (SANC)	Nigeria	SANCOJ is the World's First Opportunity Supermarket, built on the Ethereum blockchain, uses Artificial Intelligence to predict users' career success rate and suggest the most profitable opportunities	Business Services	30-May	0.00 USD
Noscam (NSC)	Ukraine	NOSCAM-Scam projects searching platform A work of NOSCAM platform on searching SCAM projects is based on so called "Crowd wisdom"	ICO rating	30-May	0.10 USD
Qompass (QPS)	Hong Kong of China	Harnessing the Power of AI, Neural Networks and Active Leverage to power Crypto Trading.	Infrastructure	30-May	0.67 USD
Invictus Hyperion Fund (IHF)	Cayman Islands	The Hyperion Fund functions as a syndicated venture capital fund that provides independent investors access to the earliest stages of investing in blockchain projects	Finance	30-May	0.11 USD
Joint Ventures (JOINT)	Turkey	Joint Ventures brings a much-needed change to the current digital content landscape.	Media	30-May	0.07 USD
DateCoin (DTC)	Belize	DateCoin is the world's first dating service that uses neural networks and artificial intelligent algorithms based on working business model with blockchain use.	Social Networking/Dating	30-May	0.14 USD
Syntera (SSC)	Ireland	Syntera is the blockchain platform based on sharing economy.	Platform	30-May	1.50 USD
Tipbot (TIP)	England	TIPbot will introduce non-technical people to crypto currency through simplicity	Platform	30-May	0.00 USD
Emyron Coin (EMY)	U.S.	Emyron Coin is the most secured decentralised self-regulated cryptocurrency and digital payment system through Peer to Peer network.	Finance	30-May	0.50 USD
PlayBunk (BUNK)	Philippines	PlayBunk is a digital platform for distributing and promoting PC games and blockchain games.	Gaming	30-May	0.27 USD
Confideal (CDL)	Russia	Confideal, a service that allows you to create smart contracts with no coding skills as well as solve disputes with	Infrastructure	30-May	0.38 USD

		in-built arbitration module.			
McCain Corp (McCoin)	Russia	The main thing you need to know about our Crowdsale: The holder of the token is entitled to receive dividends according to the number of tokens belonging to it.	Crowdsale	31-May	0.10 USD
Lunes Platform (LNS)	Brazil	Lunes is a platform that provides a set of solutions built in a decentralized way using blockchain technology, such as creating tokens, authenticity records and payment processing through gateway operators, both “fi at” currencies and cryptocurrencies.	Platform	31-May	0.30 USD
Africunia (AFCAS H)	England	FRICUNIA is introducing an innovative banking model that allows the use of digital currency without hurdles, risks and technical barriers linked with owning, transferring, and trading in cryptocurrencies and tokens.	Finance	31-May	0.10 USD
SIX.Network (SIX)	Thailand	The alliance aims to create a more transparent, fair, secured, and efficient ecosystem for all stakeholders in the digital and creative economies.	Platform	31-May	0.10 USD
HPlus (HPLUS)	U.S.	HPlus is a decentralized Health Record Management System	Health	31-May	0.40 USD
Mingo (Mingo)	Ireland	Mingo will be the first ICO to run its public fundraising through its own app (coming soon). First to build a contact-centric multi-channel messenger First to make the process of learning crypto into a game	Gaming	31-May	0.07 USD
Synthestech (STT)	Switzerland	Synthestech is a scientific research center engaged in technology development for synthesis of precious metals and valuable isotopes.	Energy	31-May	1.50 USD
HOLD (HOLD)	Malta	HOLD is a peer-to-peer lending and borrowing platform that allows members to leverage cryptocurrencies	Platform	31-May	0.02 USD

		and obtain instant cash advances directly on an exclusive prepaid payment card that is also linked to a convenient mobile app.			
Eternal Heroes (MAGE)	Russia	Eternal Heroes is the first cross-platform CCG game that uses blockchain technology and its own cryptocurrency called MAGE.	Gaming	31-May	0.05 USD
Fixy Network (FXY)	Hong Kong of China	ixy Network makes it possible for people to use cryptocurrency in their day to day life.	Platform	31-May	0.11 USD
GasCompressorCoin (GASC)	Russia	GasCompressorCoin - this is the first in the world Gas blockchain-option, acquiring which you not only get profit from the growth of the price of the token, but also get the opportunity to participate in the gas project for pumping out natural gas from the trunk gas pipelines of a powerful Russian company with a global worldwide name GAZPROM.	Energy	31-May	1.00 USD
SSOT Health (SEHR)	U.S.	SSOT Health's Smartcontracts and Blockchain powered health information network (HIN) which can fundamentally re-engineer the current healthcare systems and networks.	Health insurance	31-May	0.03 USD
Setcoin (SET)	Switzerland	Inserviss Platform is a global service marketplace that connects service providers (barbers, nail and hair care specialists, massage specialists, dentists, doctors, nurses, lawyers, private tutors, teachers, personal trainers, etc) and customers online.	Platform	31-May	0.10USD
Blackfolio (BLACK)	New Caledonia	Blackfolio is the smartest social trading platform to manage your crypto wealth.	Platform	31-May	0.03 USD
Water 2 The world (W2TW)	UAE	Water 2 The world is the first Blockchain solution to the worlds water crisis	Energy	31-May	0.65 USD
EnGameChain (EGC)	Singapore	EnGameChain original purposes are to ensure fairness, safety and convenience of games and provide technical support and entertainment	Platform	31-May	0.35 USD

		channels for it.			
Root Blockchain (RBC)	India	Root Blockchain employs a unique mechanism to increase the speed of transaction confirmation on the blockchain, while at the same time keeping the costs low.	Platform	31-May	0.03 USD
CoinJanitor (JAN)	Cyprus	CoinJanitor aims to solve these problems by unlocking trapped value in these projects and at the same time create the much-needed public discussion of how best to recycle value from failed projects in the future.	Platform	31-May	0.16 USD
Sharpay (SHRP)	Belize	Sharpay is a new share and multi-share button for websites with blockchain-based rewards of content promotion for users.	Social Networking	31-May	0.02 USD
Cryptons Game (QST)	Estonia	CryptonsGame is a first blockchain ecosystem to combine crypto-collectible platform and video games.	Entertainment	31-May	0.56 USD
Block Web (BWEB)	N/A	The Block Web browser is an application that creates a complex diversion allowing you to view blocked websites in your country.	Software	31-May	1.00 USD
MedCash (MEDCASH)	Hong Kong of China	MedXchange is the first blockchain-based system for the \$340 Billion global medical supplies industry, which will grow to \$435 Billion in 2020	Health	31-May	0.50 USD
Joint EDU (JOI)	Thailand	This ICO is educational platform which will be created in local system and to be global system in education.	Education	31-May	0.06 USD
Graz (GRZ)	Russia	Graz is a unique platform that makes it possible for people all around the globe to make wagers without worrying about getting their winnings.	Gambling	31-May	1.00 USD
Successlife (SLT)	Singapore	A customized Payment Solution for the Education, Personal and Professional Development Industries.	Education	31-May	0.80 USD

LoanBit (LBT)	Ukraine	LoanBit is a P2P lending and exchange platform with Safety fund, especial verification system and cooperation with world-wide arbitrations.	Platform	31-May	1.00 USD
MOS Lottery (MOS)	Switzerland	MOS Lottery the first and only decentralized lottery platform was developed to solve fair and transparent issues in the lottery play by using blockchain smart contract to ensure all single bet is fair and fully transparent.	Gambling	31-May	0.01 USD
EtherCom (ECT)	Russia/USA	EtherCom is the decentralized cryptocurrency exchange platform with the data from the exchanges all over the world uploaded to the chain to benefit its global users.	Platform	31-May	2.66 USD
SuperPay.vip (SPC)	Singapore	SPV is a universal mobile payment platform. The sellers can issue digital currency, receive cryptocurrency and credit card.	Platform	31-May	0.05 USD
BitRewards (BIT)	Singapore	BitRewards is a blockchain-powered rewards and loyalty platform	Software	31-May	0.02USD
BaaSid (BAS)	Japan	BaaSid is 100% decentralized and stores your personal information on a network without a central database.	AI	31-May	0.00 USD
Whyral (WRL)	Singapore	Whyral is an AI based decentralized influencer marketing and influencer evaluation platform powered by blockchain.	Media	31-May	0.12 USD
Bitxoxo (XOXO)	India/Australia	Bitxoxo is India's largest bitcoin exchange operating since 2016.	Platform	31-May	2 USD
FLUX Token Sale (FLUX COIN)	Estonia	FLUX is a unique global gaming platform that unites all parts of gaming industry ecosystem where players, developers, traders, and the gaming community can transform their time and needs into money	Gaming	31-May	0.5 USD
Iconic Ecosystem (NIC)	Brazil	Iconic is an ecosystem for the financing and offering of businesses' assets through blockchain technology.	Platform	31-May	0.02 USD

Reporter Community (NEWS)	Hungary	We are using Blockchain to verify and validate the content - against content manipulation.	Media	31-May	1ETH = 4,970 NEWS - 3,500 NEWS
Birdchain (BIRD)	Estonia	Birdchain is an global decentralized instant messaging app	Platform/Software	31-May	0.01 USD
Xmoneta Messenger (XMN)	Latvia	The main goal of Xmoneta Messenger is to bring together many opportunities in a single place.	Finance	31-May	1 ETH = 20,000 XMN
DIW Token (DIW)	Marshall Islands	DIW's unique concept plans to solve global security vulnerabilities in regards to private sensitive data including ID Documentation, Bank and Login details, Wills and Healthcare records to name a few with the introduction of a Secure Digital Vault.	Infrastructure	31-May	1 ETH = 8000 DIW
Parsec Frontiers (PARSEC)	Estonia	Parsec Frontiers is a massive multiplayer online game with a virtual economy blockchain.	Entertainment	31-May	1 ETH = 1,300,000 PRSC
Alttex (AltX)	England	Alttex is an innovative system which consists of a decentralized crypto exchange, crypto messenger, and crypto safe.	Platform	31-May	0.5 USD
Algebraix Data (ALX)	U.S.	Algebraix will enable individuals to own and monetize their personal data.	Platform	31-May	0.00 USD
DEEP AERO (DRONE)	U.S.	At DEEP AERO, we are building an autonomous drone economy powered by AI & Blockchain.	Drone	1-June	1 DRONE = 0.00005 ETH
PLAAK (PLK)	Australia	PLAAK incorporates the best of blockchain technology in easy-to-use applications allowing people to take advantage of blockchain technology.	Health Insurance	1-June	1.42 USD
Cryptonia Poker (CPC)	England	Cryptonia Poker brings together the thrill of poker with the transparency and value of cryptocurrency in an online poker room that is based on blockchain technology.	Gambling	1-June	0.08 USD

Cryptopus (CPP)	Panama	We are cryptopus. - IPFS-based, open-source blockchain tech brokerage marketplace where cryptocurrency investors choose inkognito traders based on their result of the job – reputation, history and balance.	Platform	1-June	0.30 USD
EiraCube (BRETT)	Spain	EiraCube is an “Airbnb for retail goods”.	Real Estate	1-June	0.02 USD
Clinicoin (CLIN)	U.S.	Clinicoin is an open source, blockchain-leveraged health and wellness platform, enhanced by a token-based rewards ecosystem.	Health	1-June	0.03 USD
OTPPAY (OTP)	N/A	OTPPAY is an omni token platform for payments	Platform	2-June	1 OTP = 0.0000625 ETH
Etheera (ETA)	Switzerland	Etheera offers the first decentralized global real estate platform, based on the Ethereum blockchain, which provides properties for purchasing, renting and bed & breakfast offers	Platform	3-June	1 ETA = 0.000002 ETH
Data sources: ICO Bench, ICO Drops, Foundico, Smith&Crown, ICO Rating, ICO Alert					

4.2 Weekly Investment Activities

There are 15 investment activities took place in blockchain industry this past week. Qulian Technology raised 1.5 Billion USD in B-round, the most amount raised in this week.

Company	Round	Amount	Investors	Company Type
Qulian Technology	B	1.5 Billion RMB	Xinhu Zhongbao Co., Ltd.	Infrastructure Technology
Lian Cai She	Angel	Millions RMB	N/A	Media
IT Er Duo	Pre-A	Millions RMB	N/A	Media
Ji Xin Blockchain	Angel	10 Million USD	Xiong An Fund	Finance
NJ My Goal	Angel	10 Million RMB	BWVC Ge Dou Mi	Applications

SNC Rating	Angel	10 Million RMB	Ce Yuan Ventures Node Capital Jing HuCapital	ICO Rating
imToken	A	10 Million USD	IDG Capital	Crypto Wallet
Gan Qu Network	Angel	Millions RMB	N/A	Applications
Pai Dun Technology	Angel	10+ Million RMB	Banyan VC	Cyber Security
Huang Pu Blockchain Academy	Angel	N/A	Yi Mi Ventures	Education
Chong Dian Jia	Angel	Millions RMB	Dinsun Investment	Applications
CarBlock	Pre-A	N/A	N/A	Applications
Chainblog	Angel	10 Million RMB	TUS Star Liaode Capital	Applications
Valpromise	Strategic Investment	N/A	Fenbushi Capital	Applications Platform
Zhuafan	Angel	5 Million USD	N/A	Media Platform
Data sources : IT Juzi, Jike				