



Huobi Research Weekly (Vol.3)

2018/3/27

Related Report

«Huobi Research Weekly
(Vol.2) 2018-3-20»

«Huobi Research Weekly
(Vol.1) 2018-3-14»

Author

Hubery Yuan
Dazhi Guo
Sherry Wang

huobiresearch@huobi.com

Abstract

After two weeks of continuous decline, both the market value and trading volume of TOP100 cryptocurrencies rose this week. On March 25th, the total market capitalization of the TOP100 cryptocurrencies by market cap was US\$316.548 billion, up 10.72% from the previous week. 41 cryptocurrencies had an increase of more than 20% from last week's market value. 24h trading volume rose 4.94% compared with the corresponding last week, and 35 projects rose more than 50%. Bitcoin was traded at USD 8,567.85, up 10.97% compared with previous week, and Ethereum was traded at USD 520.96, up 0.19%.

Hashrate and pool distribution of Bitcoin Network and Ethereum Network stayed steady, however, mining reward reduced slightly. The average hashrate of Bitcoin network was 24.67EH/s, which was slightly decreased by 1.22%. Meanwhile, the average hashrate of Ethereum Network in this week was 257.59 TH/S, which was an increase of 0.55% from the previous week. Block mining reward of both Bitcoin Network and Ethereum Network decreased. BTC.com held the first place in the pool distribution of Bitcoin Network, whose percentage increased from 24.8% to 25.6%. Ethermine ranked first in Ethereum Network, accounting for 27.81%.

The market activity and the growth of address in Bitcoin Network and Ethereum Network were decreased. The reachable bitnodes of Bitcoin and Ethereum respectively decreased by 0.83% and 8.75% from last week. As of March 25, the number of blockchain wallet users reached 23,834,589, with an increase of 125,601 this week, which was down 4.2% from last week. The total number of Ethereum addresses was 29 million, and the number of new addresses dropped by 10.29% this week. TRX performed with 123 commits, which was the most active code this week.

New digital assets are mostly distributed in the United States this week, and blockchain finance is the main application area. There are a total of 77 new digital asset projects that have completed public financing this week. Judging by the country, they are mostly in the United States, Singapore and the UK. The largest number of newly released projects is in the field of blockchain finance, followed by culture and entertainment, social, distributed computing and storage and advertising.

Content

1. Weekly Market Review	3
1.1 Market overview	3
1.2 Segment Analysis	4
2. Technical Statistic	6
2.1 Cryptocurrency Mining Statistics	6
2.2 Activity Statistic.....	10
3. Weekly Blockchain News Review	13
3.1 Industrial Application	13
3.2 Technology Development.....	15
3.3 Global Policies	17
4. New Digital Assets this Week	22

1. Weekly Market Review

1.1 Market overview

The average daily market capitalization of TOP100 cryptocurrencies by market cap rose significantly. According to data from coinmarketcap, as of March 25, 2018, the total market capitalization of the TOP100 cryptocurrencies was 316.55 billion U.S. dollars, with a significant increase of 10.72% from last week. Among them, market cap of 41 projects rose more than 20%, of which the highest increase was taken from Storm, which increased 204.11%, with market capitalization rankings rising by 61 places into TOP100. Storm also held the highest increase in trading volume with an increase of 19%. In addition, there are 5 cryptocurrencies of Nuls, Metal, Enigma, BitcoinDark and Storj that entered the TOP100 this week.

The average daily market capitalization of only 6 cryptocurrencies in the TOP100 decreased compared with last week, among which, Dentacoin has the largest drop, reaching 3.67%, followed by Particl with a drop of 3.08%. The rankings of both cryptocurrencies dropped by 16 places, which were the highest drop.

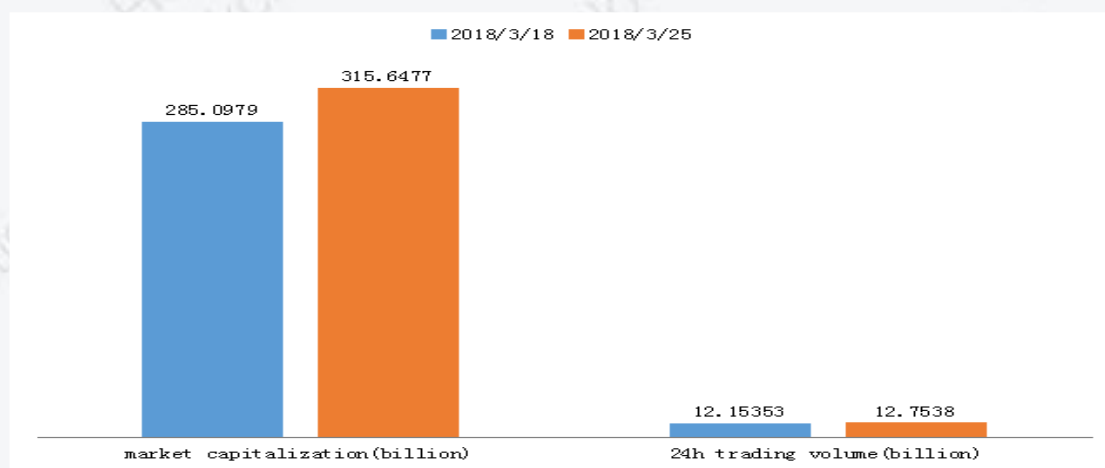
Table 1.1: Top Five Price Increases and Declines

Symbol	Price Increase	Symbol	Price Decline
STORM	204.11%	VEN	-4.65%
VERI	105.77%	DCN	-3.53%
ICX	89.73%	PART	-3.15%
LRC	78.88%	ETN	-2.26%
TRX	78.86%	LSK	-0.43%

Data Source: coinmarketcap

The 24-hour trading volume of 64 items in the TOP100 cryptocurrencies increased. On March 25, 2018, the 24-hour trading volume of 21 projects rose by more than 100%, and 6 cryptocurrencies fell more than 50%. The highest drop came from Cindicator, reaching 90.05%. Overall, 24h trading volume of TOP100 cryptocurrencies rose by 4.94% compared with last weekend.

Figure 1.1: The Market Value and 24-hour Trading Volume for TOP100 cryptocurrencies

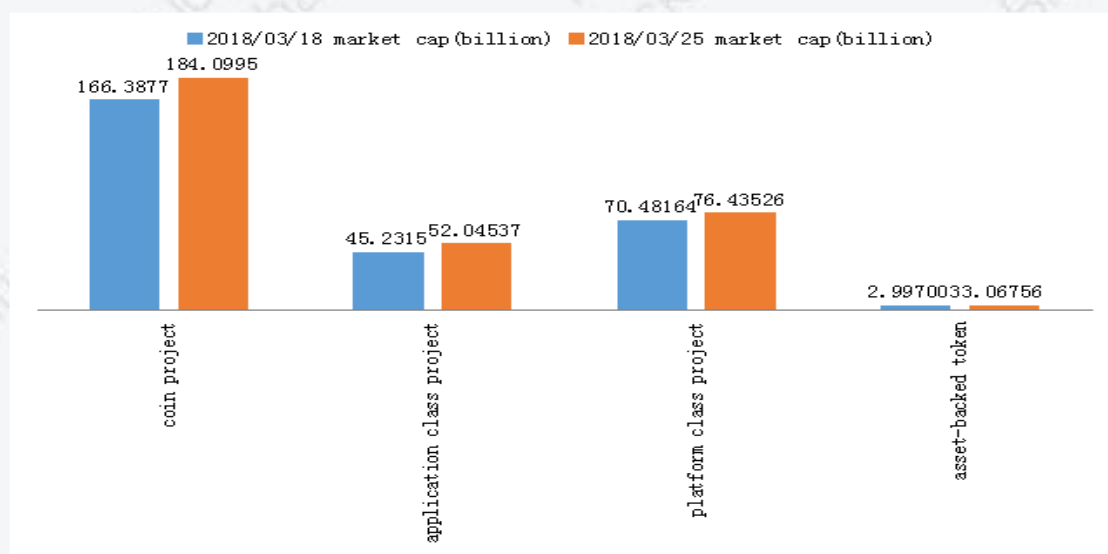


Data Source: coinmarketcap

1.2 Segment Analysis

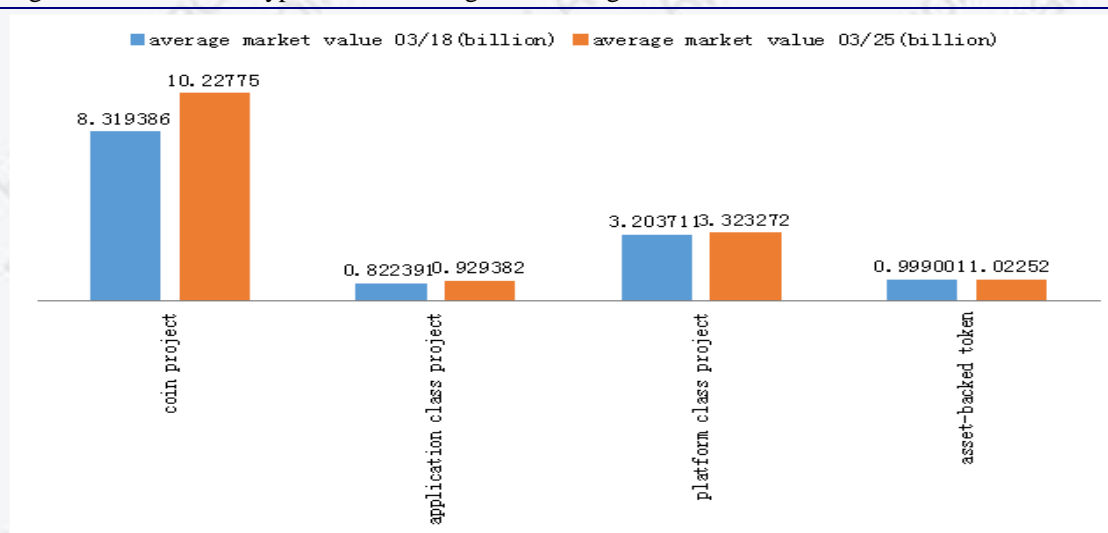
The market cap of application class projects rose the most. As of March 25, 2018, in the global TOP100 cryptocurrencies, the total market value of application class projects increased by 15.06%, contributing to the largest increase. The total market cap of coin projects and platform class projects rose by 10.64% and 8.45% respectively. In addition, up to this week, the average market cap of the coin projects was \$10.23 billion, which has the largest increase of 22.94% compared with last week, followed by platform class assets, whose average market cap rose by 13.01%. The average market cap of asset-backed token rose by 2.35%.

Figure 1.2: TOP100 Cryptocurrencies Segment Market Capitalization



Data Source: coinmarketcap

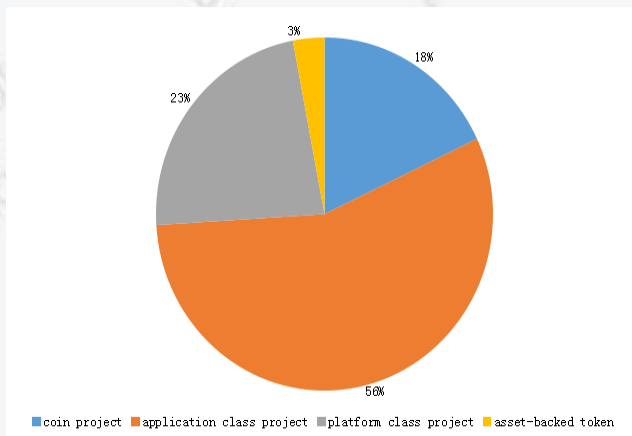
Figure 1.3: TOP100 Cryptocurrencies Segment Average Market Value



Data Source: coinmarketcap

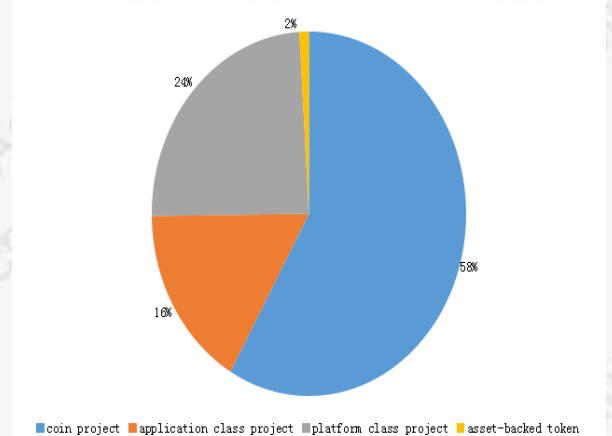
The classification of global TOP100 cryptocurrencies is stable. As of March 25 2018, among the TOP100 cryptocurrencies by market capitalization, the proportion of the number of projects has remained stable compared to last week. The number of coin projects decreased by 2, the number of application projects and platform class projects increased by 1 respectively. The largest market cap is still came from coin project, accounting for 58.63%, remaining stable compared with last week.

Figure 1.4: TOP100 Cryptocurrencies Segment Ratio



Data Source: coinmarketcap

Figure 1.5: TOP100 Cryptocurrencies Segment Market Share



Data Source: coinmarketcap

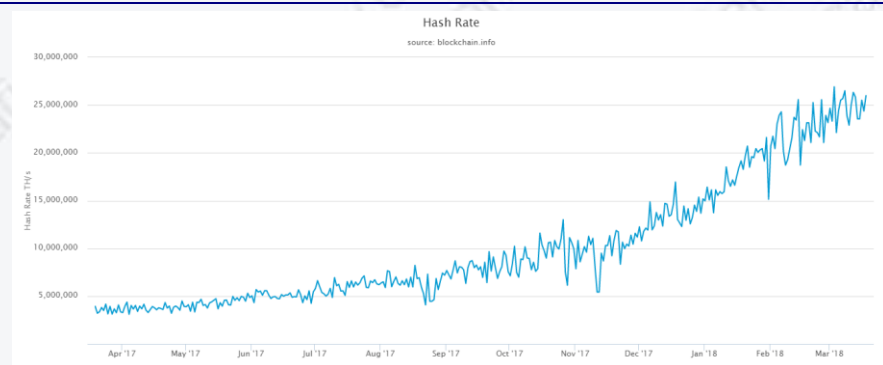
2. Technical Statistic

2.1 Cryptocurrency Mining Statistics

This week's average hashrate of Bitcoin Network declined slightly and Ethereum Network increased slightly. From March 18th to March 24th 2018, the average hashrate of Bitcoin network was 24.67EH/s, which was a decrease of 1.22% compared with the previous week.

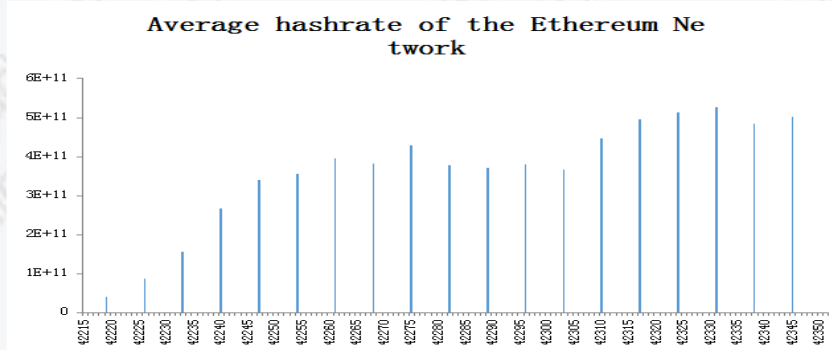
The average hashrate of Ethereum Network in this week was 257.59TH/S, which was a 0.55% increase from the previous week. It rose 2241.43% compared with the historical lowest 11TH/S on July 20, 2015.

Figure 2.1: Average hashrate of the Bitcoin Network



Data Source: blockchain.info

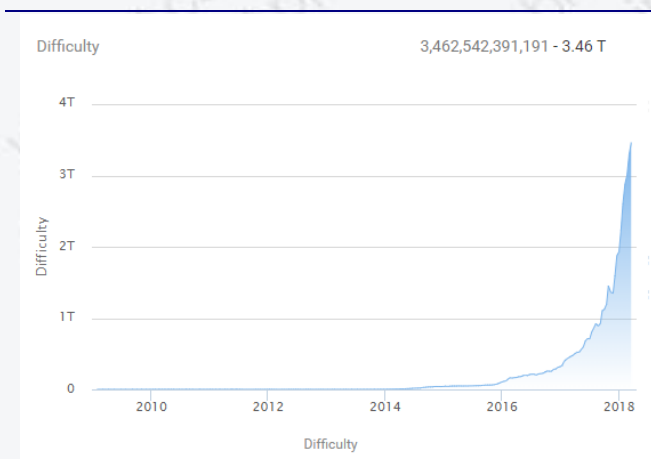
Figure 2.2: Average hashrate of the Ethereum Network



Data Source: etherchain

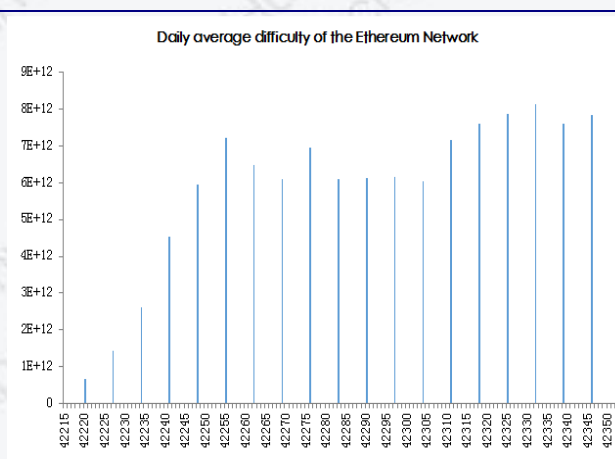
Mining difficulty gradually increased. From March 18 to March 24 2018, the average mining difficulty of Bitcoin Network was 3.46T. BTC.com predicts that the mining difficulty in the following week will be 3.26T, which is an increase of 1.58% from the previous week. The average mining difficulty of Ethereum this week was 3.26P, an increase of 1.58% from the previous week.

Figure 2.3: Mining difficulty of the Bitcoin Network



Data Source: BTC.com

Figure 2.4: Daily average difficulty of the Ethereum Network

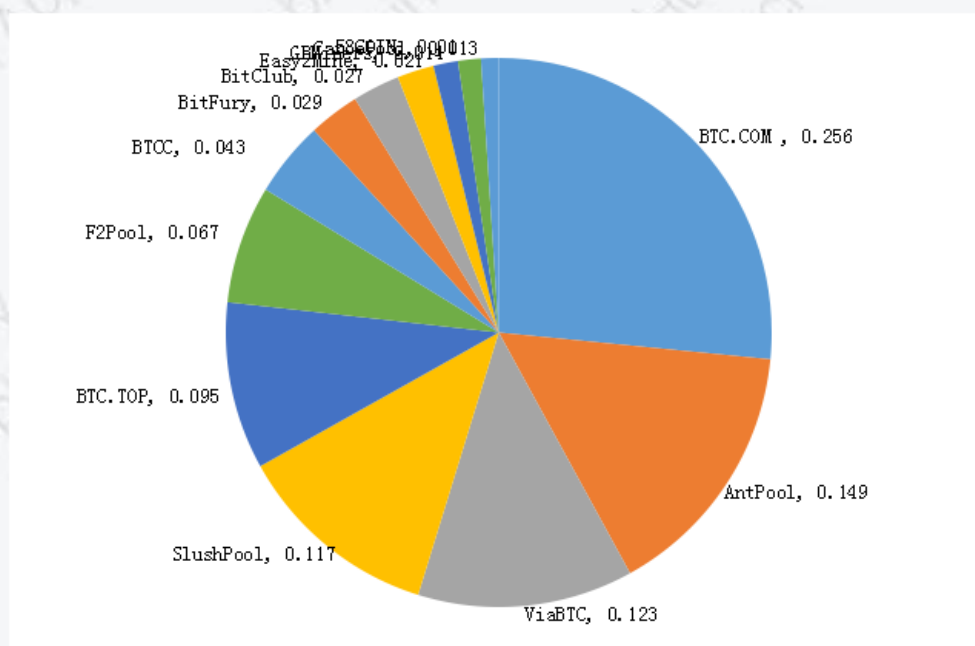


Data Source: etherchain

The pool distribution stayed stable, with BTC.com accounting for an increase of 0.8 % (from 24.8% to 25.6%) . From March 18th to March 24th 2018, the number of Bitcoin Network blocks mined over the past week was 1,004, which was a decrease of 5.99% from the previous week, among which the top five pools were BTC.com, AntPool, ViaBTC, SlushPool and BTC.top, with 245、 142、 118、 112 and 91, respectively, accounting for 25.6%、 14.9%、 12.3%、 11.7% and 9.5%. Furthermore, the hashrate of these five pools were 6.02 EH/s、 3.49 EH/s、 2.90 EH/s、 2.75 EH/s and 2.24 EH/s, respectively. The pool distribution remained basically unchanged this week, and the share of BTC.com, which ranks first, increased by 0.8%.

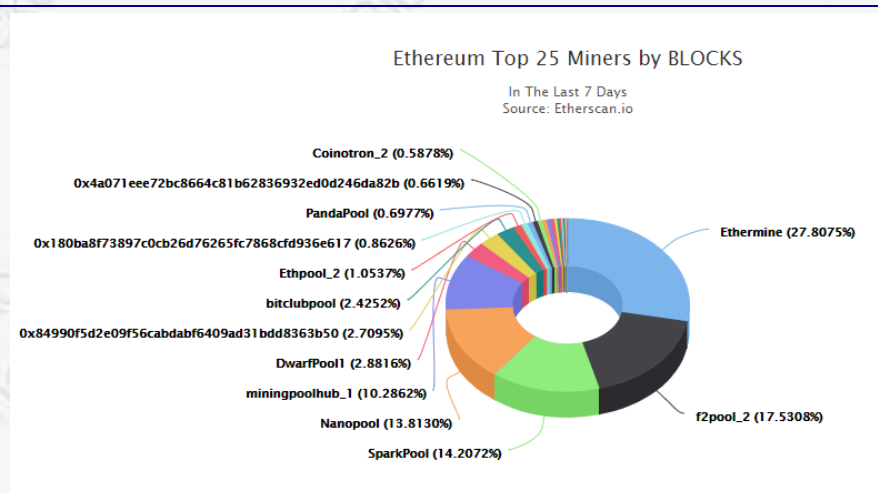
Last week, the number of Ethereum Network blocks mined over the past week was 41852, which the top five pools were f2pool_2, SparkPool, Nanopool, and miningpoolhub_1, with 11638, 7337, 5946, 5781 and 4305, accounting for 27.81%, 17.53%, 14.21%, 13.81% and 10.29%, respectively.

Figure 2.5: Bitcoin Pool Distribution



Data Source: BTC.com

Figure 2.6: Ethereum Network Pool Distribution

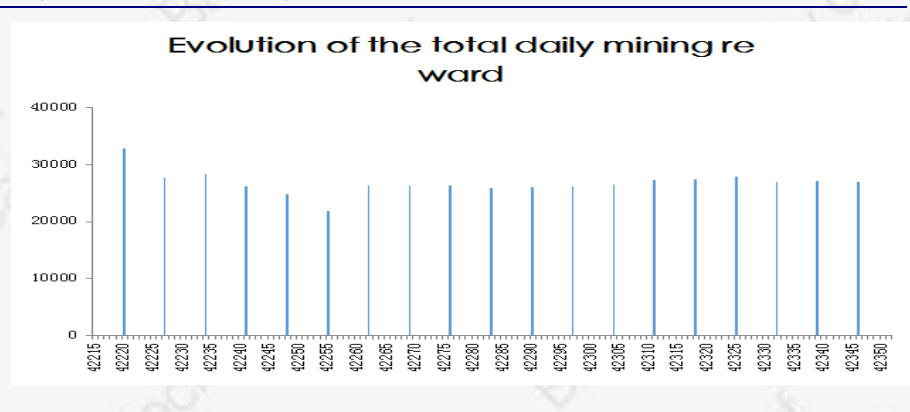


Data Source: etherchain.org

Mining reward of Bitcoin Network and Ethereum Network has decreased differently. From March 18, 2018 to March 24, 2018, the total mining reward for the Bitcoin network was 193.07BTC, down 21.78% from the previous week. The sum of average miners' revenue as a percentage of block reward was 1.58%, which was a decrease of 14.0% compared to the previous week. Mining reward of Bitcoin Network has fallen sharply this week.

Average daily mining reward of Ethereum in this week was 20,235 ETH, which is 0.48% lower than last week. It was 33.39% higher than the historical lowest 15183ETH on September 29, 2017 and 48.49% lower than the historical highest value 39316ETH which was recorded on July 30, 2017. Daily mining rewards of Ethereum slightly decreased this week.

Figure 2.7: Daily Mining Reward



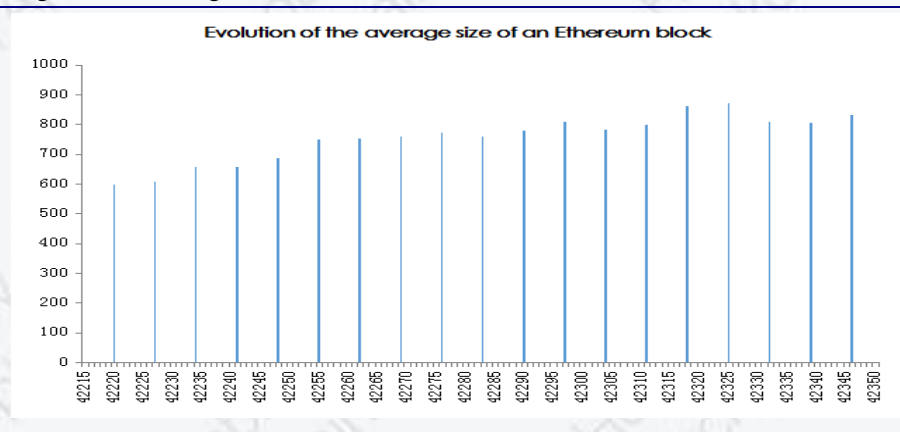
Data Source: etherchain

2.2 Activity Statistic

The average transactions of Bitcoin Network increased, while those of Ethereum Network were decreased. Meanwhile, the block size of both decreased slightly. According to the blockchain.info, from March 18th to March 24th, the average transactions of blocks in Bitcoin Network this week were 1284.33, which was an increase of 5.87% from the previous week. The average size of each block was 0.73Mbs, which was a decrease of 2.91% from last week.

According to the etherchain data, the average transactions of blocks in Ethereum Network were 111.11, which was a reduction of 1.91% from last week. The average size of a trading block is 19173.75bytes, which was a decrease of 4.47% from last week. It was 3233.41% higher than the lowest 575.2bytes on August 1, 2015 and a decrease of 43.08% from the peak of 33683.8bytes on January 4, 2018.

Figure 2.8: Average block size of Ethereum Network

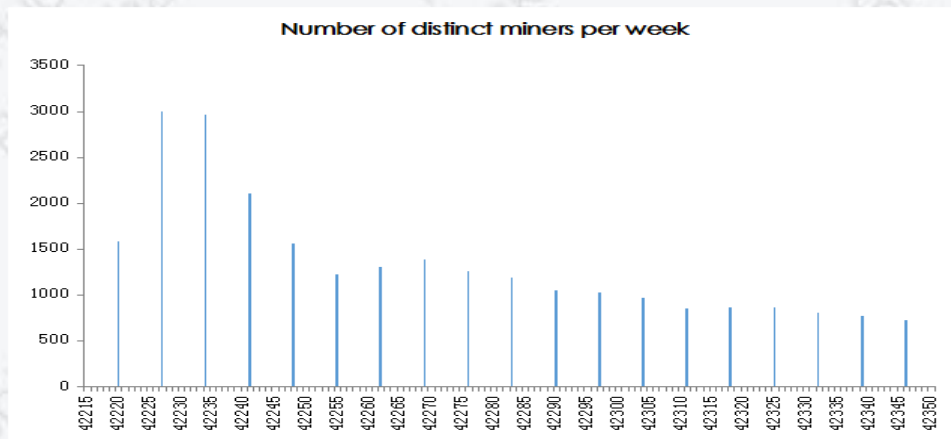


Data Source: etherchain

The number of active miners from Ethereum Network maintained stable.

From March 18th to March 24th 2018, the number of active miners in Ethereum was 363, which increased 0.55% from the previous week. In recent weeks, the number of active miners remained increasing.

Figure 2.9: Number of active miners in Ethereum



Data Source: etherchain

The reachable node of Bitcoin Network and Ethereum Network both decreased. As of March 24 2018, the reachable bitnodes was 12008, which fell by 0.83% last week. There were 2703 nodes in the U.S, 1994 nodes in China and 1959 nodes in Germany, accounting for 22.5%, 16.6% and 16.3% respectively.

The number of reachable nodes in the Ethereum was 14,770, which was decreased by 8.75% from last week, with 5102 nodes in the U.S, 1676 nodes in China and 891 nodes in the Russian Federation, accounting for 34.54%, 11.35%, and 6.03% respectively. In term of reachable nodes, Korea rose by 0.85% (from 2.17% to 3.02%) which was the ninth place last week. The remaining ten countries remained unchanged.

In top ten countries, only the reachable node of Bitcoin Network and Ethereum Network in United States rose slightly, from 22.3% to 22.5% and from 34.02% to 34.54%, respectively, while the rest countries were all in the declined stage.

Table 2.1: Global bitcoin nodes distribution

RANK	COUNTRY	NODES
1	United States	2703 (22.5%)
2	China	1994(16.6%)
3	Germany	1959 (16.3%)
4	France	698 (5.8%)
5	Netherlands	510 (4.2%)
6	United Kingdom	408 (3.4%)

Table 2.2: Global ethernodes distribution

RANK	COUNTRY	NODES
1	United States	5102(34.54%)
2	China	1676 (11.35%)
3	Russian Federation	891 (6.03%)
4	Germany	835 (5.65%)
5	Canada	794 (5.38%)
6	United Kingdom	534(3.62%)

7	Canada	389 (3.2%)	7	Korea	446 (3.02%)
8	Russia	377 (3.1%)	8	France	357 (2.42%)
9	Other	2970(24.7%)	9	Netherlands	351 (2.38%)
			10	Ukraine	268 (1.81%)

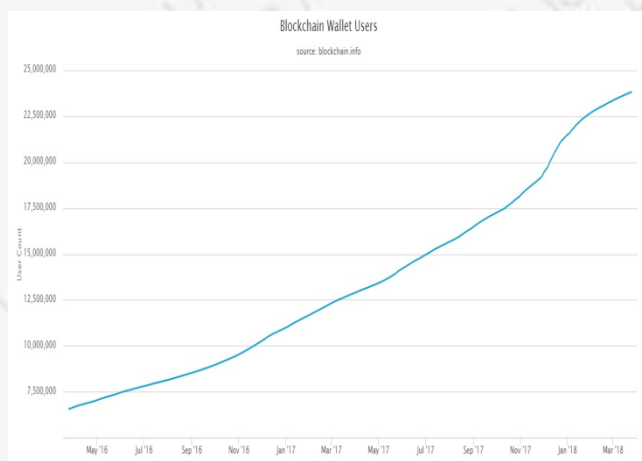
Data Source: bitnodes

Data Source: ethernodes

The increased address number of Bitcoin Network and Ethereum Network was both decreased, compared with last week. According to blockchain.info data, as of March 25, 2018, the number of blockchain wallet users was 23,834,589. Compared with the increased number of 125,601 last week, it was a decrease of 4.2%.

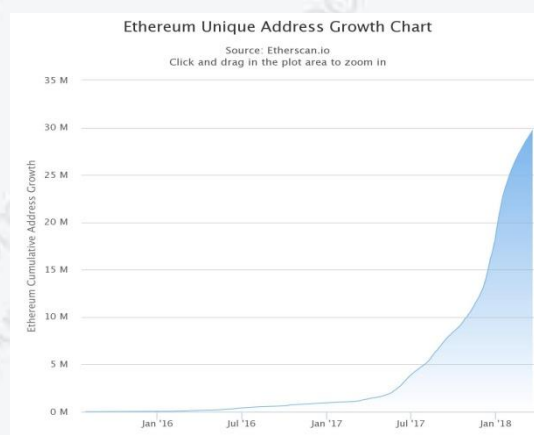
According to Etherscan data, the total address number of Ethereum Network was 29,694,208, which was a decrease of 10.29%, compared with the increased number 496,854 of last week.

Figure 2.10: Number of blockchain wallet users



Data Source: Blockchain.info

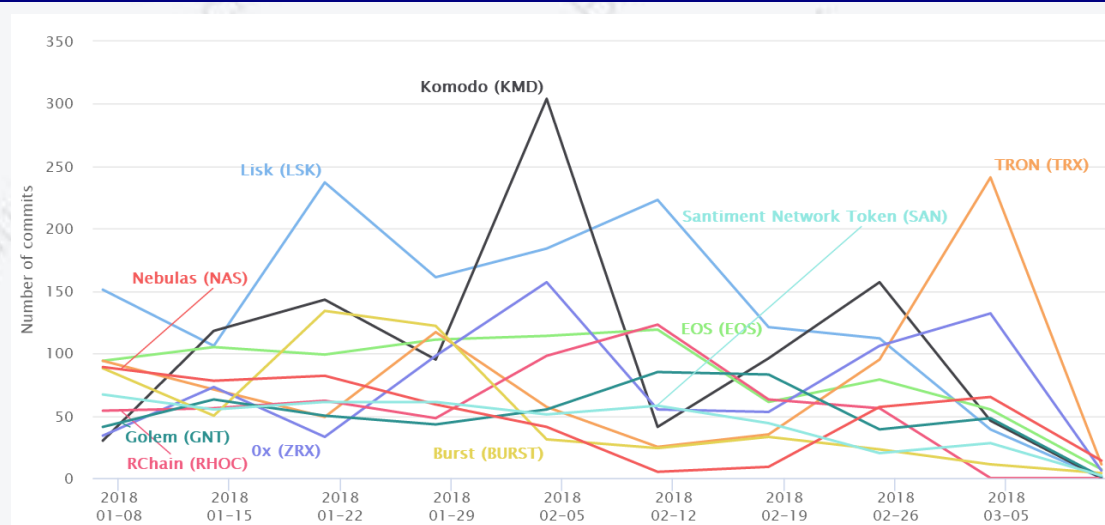
Figure 2.11: Number of addresses in Ethereum



Data Source: etherscan

TRX was the most active code last week, however, most github codes were decreased. From March 18th to March 24th 2018, TRX performed with 126 commits, which was the most active in github codes, and there was a 46.34% decrease from last week. EOS ranked second with 115 commits, which increased by 12.21% from the previous period. The rest of the code, except for KMD performed better and ZRX maintained its level, were in the decline stage.

Figure 2.12: Github commit based on most popular repo



Data Source: cryptomiso

3. Weekly Blockchain News Review

3.1 Industrial Application

1. Coca-Cola Work Together with the U.S. Department of State: Using Blockchain Technology for the First Time to Crack Down on Forced Labor

Coca-Cola, in conjunction with the US State Department and three blockchain organizations, launched a project to safeguard labor rights. They aimed to use blockchain distributed ledger technology to create a secure registry for workers to prevent forced labor, child labor and other similar cases of exploitation. The Bitfury Group, Blockchain Trust Accelerator and Emercoin will provide technical support. The Department of State will act as a consultant to provide workers with expertise and protection. This is the first application of blockchain technology proposed by the State Council, and it provides a promising solution for the future application scenarios in social welfare. Although blockchain technology cannot force companies or employers to comply with labor contracts, it can create a verifiable evidence chain to encourage companies to comply with labor contracts.

Source: <http://www.8btc.com/coca-cola-work-with-state-department>

2. Tencent Signed A Strategic Cooperation Agreement with CFLP and Applied Blockchain Technology in Logistics Field

At the 3rd Global Logistics Technology Conference, Tencent signed a strategic cooperation agreement with the China Federation of Logistics and Purchasing (hereinafter referred to as CFLP) and jointly announced the first important cooperation project between the two parties – the Block Supply Chain Alliance and Cloud Platform. Refer to an agreement between Tencent and CFLP, Tencent will combine its social resource advantages and blockchain technological advantages with the industry resources and scene advantages of CFLP. Both parties will jointly promote various technologies in the automotive industry (Logistics, e-commerce logistics, cold-chain logistics, pharmaceutical logistics, dangerous goods logistics, road freight and other vertical logistics and supply chain professional applications) to help standardize the industry operation. At the same time, they will also jointly promote the upgrading of technologies and applications in the professional sectors of logistics social/community, logistics system software, logistics information platform, logistics finance, and logistics insurance. In the future, Tencent and CFLP will jointly develop electronic waybill service platform, TMS (Transport Management System) & WMS (Warehouse Management System), pharmaceutical cold chain traceability platform, logistics and procurement financial platform, logistics and procurement insurance platform and other industry application or system platforms on the basis of the Tencent blockchain.

Source: <http://www.8btc.com/sdghgj2354>

3. Hong Kong Stock Exchange Looks to ASX for Blockchain Equity Settlement

The Hong Kong Stock Exchange (HKEX) is looking to follow its Australian counterpart in developing a blockchain settlement system. Charles Li, head

of the HKEX, said on Tuesday that the company is currently in dialogue with the Australian Securities Exchange (ASX) to learn from its experience in settling transactions over a blockchain system. The plan, according to Li, would ultimately be to utilize a blockchain platform to settle stock borrowing and lending, as well as over-the-counter trades, at a reduced cost compared with traditional methods. While the stock exchange has previously announced an initiative in developing a blockchain-based private market to finance smaller enterprises, Li said technology vendors were not able to lend sufficient support and the HKEX is not interested in taking the effort in-house.

Source:

<https://www.coindesk.com/hong-kong-stock-exchange-looks-to-asx-for-blockchain-equity-settlement/>

4. IBM Launches A Cheaper Platform for Start-ups to Build Blockchain Projects

IBM has unveiled a new blockchain product that lets start-ups and developers build their own distributed ledger projects. Different to the public blockchain network that underpins bitcoin, IBM's technology only allows a certain number of trusted parties to access it. This type of blockchain is known as "permissioned." IBM's blockchain starter plan is currently in beta testing mode and is free for developers to use until commercial release. The firm did not disclose how much the product would cost once it is fully released. The firm also announced the launch of new services aimed at helping firms explore and commercialize their own blockchain applications.

Source:

<https://www.cnn.com/2018/03/21/ibm-launches-starter-plan-for-start-ups-to-build-blockchain-projects.html>

3.2 Technology Development

1. Introduction of Blockchain Protocol --- Algorand

Because quantum computers have the ability to unwind much of the cryptography that underlies how data - including cryptocurrency private keys - passes through the internet. It wouldn't just be one cryptocurrency that would take a hit, but all of them, since the digital signature algorithms would be the vulnerable part of the systems. These algorithms generate the public/private key pairs that cryptocurrency holders use to store and transfer their bitcoin. While public keys can be shown to other users as they are the mechanism used to receive cryptocurrency, the private key allows users to spend their crypto and as such should be kept, as the name suggests, private. With computers today, a private key can't be mathematically generated from a public key. But quantum computers could be theoretically so powerful, they could link public and private keys. The "ideal lattices", which are not only quantum resistant but also bake in privacy features. At present, both unlinkable ring signatures - a technical scheme perhaps most famous because of its use in privacy-oriented cryptocurrency monero - and stealth addresses are added to the scheme.

Source:

<https://www.coindesk.com/new-ways-save-crypto-post-quantum-world/>

2. Coinbase Bug Allowed Users To Steal Unlimited ETH

Major US crypto wallet provider and exchange service Coinbase has rewarded a Dutch company with a \$10,000 bounty after it discovered a smart contract glitch allowing users to steal "as much as they want" in Ethereum (ETH), according to a report made public today, March 21. 这 The issue, which VI Company reported to Coinbase December 27 of last year, revolved around exploiting a smart contract that involved a faulty wallet. By using a smart contract to distribute ether over a set of wallets you can manipulate the account balance of your Coinbase account. If 1 of the internal transactions in the smart contract fails all transactions before that will be reversed. But on Coinbase these transactions will not be reversed, meaning someone could add as much ether to their balance as they want.

Source :
<https://cointelegraph.com/news/coinbase-bug-allowed-users-to-steal-unlimited-eth-wallet-paid-10k-bounty-for-discovery>

3.3 Global Policies

1.Trump Signs Executive Order Banning Venezuela ' s Petro Cryptocurrency

U.S. president Donald Trump has signed an executive order banning American citizens from using Venezuelan cryptocurrencies. In effect, this means that the petro, recently launched by Venezuelan president Nicolas Maduro, is now illegal in the U.S. The controversial cryptocurrency was widely seen as a means to evade economic sanctions imposed by the U.S. The executive order is the latest move by the Trump administration to cut off Maduro' s funding, and is the first time the U.S. president has been officially linked with cryptocurrency.

Source:
<https://news.bitcoin.com/trump-signs-executive-order-banning-venezuelas-petro-cryptocurrency/>

2.US Trade Regulator Launches Blockchain Working Group

The U.S. Federal Trade Commission (FTC) has created a Blockchain Working Group to examine the ways in which the technology, particularly cryptocurrencies, will affect its objectives. This working group is an important step to ensure the FTC can continue its missions to protect consumers and promote competition in light of cryptocurrency and blockchain developments. The group will aim to "build on FTC staff expertise in cryptocurrency and blockchain technology through resource sharing and by hosting outside experts." It will also strive to improve coordination and communication of enforcement actions both within the

agency and externally.

Source :
<https://www.coindesk.com/us-federal-trade-commission-announces-blockchain-working-group/>

3.Israeli Regulator Outlines What Makes A Token a Security (Or Not)

The Israel Securities Authority is recommending lenient regulations for initial coin offerings, including a clear definition of what separates a so-called "utility token" from a security. The regulator proposed a temporary sandbox, where regulators would allow entrepreneurs to experiment under supervision as the cryptocurrency market evolves. According to the ISA report, a utility token that "confers usage rights in a product or service offered by a specific venture" shouldn't necessarily be deemed a security. Neither should tokens that are used solely for clearing, exchange or payments for a specific project, the report said. In the meantime, the ISA report defined a security or investment token as a cryptocurrency entitling the holder to the future cash flow or "ownership rights, participation, or membership in a specific venture," according to a translation by the Israeli outlet Globes.

Source :
<https://www.coindesk.com/israel-regulators-utility-tokens-not-securities/>

4.UK Financial Regulator Introduces Global Fintech Sandbox, '90%' Success Rate Domestically

Britain's Financial Conduct Authority (FCA) is launching a global fintech regulatory sandbox, after the successful progress of their 2016 release of a UK sandbox, that allows for innovative fintech development without requiring a full, strict regulatory process for testing, TrustNodes reports today, March 19. Ninety percent of the companies that participated in the first round of applications for the UK sandbox, including Blockchain companies and startups, have "gone on to market." An "aspiration for

global standards” in terms of regulations possibly stem from collaboration in a global sandbox, eliminating the possibility of redundant regulatory work internationally in areas like AML and KYC

Source

<https://cointelegraph.com/news/uk-financial-regulator-introduces-global-fintech-sandbox-90-success-rate-domestically>

5.US Treasury Publishes 5 Tips for Blockchain Projects

The US Department of the Treasury has just published five tips for building blockchain projects on March 21. According to the Bureau of the Fiscal Service website, the list is based on the lessons staff learned while working on a proof of concept blockchain system for tracking physical assets, such as computers or cars, which began last autumn. 该 The advice concludes by advising that entrepreneurs carve out time for explaining the basics of blockchain technology to everyone from investors to lawyers. Again, this is because diverse perspectives can help teams get beyond the hype surrounding blockchain experiments. Agency governance processes can be time-consuming, Building enough time into your project plan to present and explain blockchain technology in clear, easy-to-understand terms will help you plan for, and move through the process swiftly.

Source: <https://www.coindesk.com/us-treasury-tips-blockchain/>

6. ‘We Need an International Discussion on Cryptocurrencies’ : OECD’ s Medcraft

Greg Medcraft, Director of the Directorate for Financial and Enterprise Affairs of the OECD, recently revealed that he believes we need an “international discussion on cryptocurrencies,” and that blockchain technology will propel the “next revolution.” During an interview on the sidelines of G20 with Brazilian news outlet Criptomodas FÓcil, Medcraft revealed that there are several issues in the cryptocurrency space that need to be addressed. One of these issues, presumably referring to initial coin

offerings (ICOs) is the lack of certainty when it comes to regulations in place, for both token issuers and investors. Since cryptocurrencies are global, he argued, global coordination is needed to tackle regulations in the crypto sphere. Another issue is risk. The OECD director mentioned money laundering, which he says needs to be addressed through coordination. He also noted that investor and consumer protection needs to be addressed, as fraudsters keep tricking potential investors, and projects often don't disclose basic information. Medcraft underlined the need for governments and regulators to come together to discuss the best possible way to protect consumers in this area.

Source:

<https://www.ccn.com/we-need-an-international-discussion-on-cryptocurrencies-oecds-medcraft/>

7.The EU Won't Wait for Global Agreement on Cryptocurrencies: Spain's Economy Minister

During the G20 summit, the Spanish Minister of Economy, Industry and Competitiveness, Román Escolano Olivares, revealed that he doesn't see cryptocurrencies as a threat to the global financial system and that the European Union (EU) may not wait for a globally coordinated effort to regulate cryptos. The European Commission will propose a directive on how this new economy can participate in the financing of public accounts. Spain immediately joins the statements of other European colleagues and we want to move forward without the need to wait for a global agreement. There are huge income distribution problems and the new digital economy can greatly help countries in combating this problem.

Source:

<https://www.ccn.com/european-union-wont-wait-for-global-agreement-on-cryptocurrencies-spanish-minister-reveals/>

8.Shenzhen Launches the Support Plan for Emerging Industries

(Including the Blockchain Sector)

On March 21st, the Shenzhen Economic and Trade Commission issued the “Notice of the Municipal Economic and Trade Information Committee on Organizing and Implementing the Second Batch of Supporting Plan for the New Generation Information Technology Security Project of Shenzhen Strategic Emerging Industry in 2018” . The notice shows that in order to implement the strategic emerging industry policy of the municipal government, the Shenzhen Municipal Economic and Trade Commission decided to organize and implement the 2018 support plan for a new generation of information technology and information security in strategic emerging industries in Shenzhen. The notice mentions that the supporting industry is about the information security industry and the supporting areas include the core technologies for production processes and demonstration applications. Among them, new applications such as big data, cloud computing, mobile internet, internet of things and blockchain are highlighted. The amount of support is calculated in accordance with the investment. The amount of subsidy for a single project does not exceed 2 million RMB and the amount of subsidy does not exceed 30% of the total project investment.

Source: <http://www.8btc.com/shenzhen-180254-2>

9.Korean Regulators to Probe Bank AML Measures for Crypto Exchanges

Two South Korea financial regulators are reportedly launching a probe into domestic banks over their implementation of anti-money laundering procedures for cryptocurrency exchanges. According to a report from Yonhap, the Financial Intelligence Unit and Financial Services Commission (FSC) will launch the inspection starting next month at banks offering corporate accounts to cryptocurrency exchanges. Based on the new rules, financial institutions in South Korea have rolled out self-implementation of real-name verification with more major exchanges, while reportedly closing doors to smaller firms. The new probe comes as the South Korea

government is widening its efforts to ensure anti-money laundering mandates are well executed across the country's financial system.

Source:

<https://www.coindesk.com/korean-regulators-to-probe-banks-aml-measures-for-crypto-exchanges/>

4. New Digital Assets this Week

There are 77 digital asset projects that completed public financing this week. Judging by the country, 68 asset projects was collected with country information, and the countries with the largest number of projects are the United States, Singapore and the United Kingdom. The United States has 12 projects, accounting for 17.65% of the total. Followed are Singapore and the United Kingdom respectively, each with 8 projects, accounting for 11.76% and the remaining 23 countries or regions nearly evenly share the rest 41%. Judging from the types of projects, 77 asset projects have been clearly categorized. The largest asset class is blockchain finance, which includes 20, accounting for 25.97% of the total. Followed are Culture and entertainment, Social, Distributed computing and storage, Advertising, accounting for 10.39%, 6.49%, 3.90%, 3.90% respectively and the remaining 14 fields each accounts for less than 3%. In general, digital assets this week was registered across 30 countries or regions, but concentrated in the United States; project types are basically application-type, and blockchain finance is the main application area.

Table 4.1: ICOs closed this week

Digital Asset	Country	Introduction	Sub-classification	Closing Date	Planned Funding Amount(\$)	Actual Amount Funded(\$)	Public Offering Price
SocialMedia.Mark et (SMT)		An ecosystem to discover, create, run and analyze advertising campaigns with social media influencers.	Advertising	Mar-20		8,400,000	

Friendz (FDZ)	ITALY	Friendz is a tool that lets multinational companies involve a community of users on social networks for marketing purposes.	Advertising	Mar-21	50,300,000	13,754,758	0.067 ETH
Aamicoi n (AAMI)	UK	Aami will also be used within the integrated Aamiplus ad platform, aiming to be a far more affordable advertising method than other networks.	Advertising	Mar-25			1 ETH = 2000 AAMI
cannabisfarm.io (FIB)	Estonia	Fibonacci helps Our customer easily control and monitor cultivation cycles by smartphone, providing its customers with pure organic and high quality products.	Agriculture	Mar-24			1 FIB = 0.15 ETH
Tomocoin (TMC)	Singapore	We are building the blockchain infrastructure for the Internet of Value, Tomochain.	Blockchain infrastructure	Mar-20			
Halykcoin (HLC)	Kazakhstan	Halykcoin is the first national decentralized crypto currency, which is backed by the borders, resource potential and people of the Republic of Kazakhstan.	Coins	Mar-22	48,000,000		0.00002 BTC
CryptoBit Coin (CBC)	Dubai	an altcoin on the blockchain technology-promises to become prominent and an alternative to the major cryptocurrencies such as Bitcoin, Ethereum and Ripples.	Coins	Mar-20			1 \$
Swisstoken (SWSToken)	Switzerland	Swisstok creates a decentralized e-mail platform which would ensure security of communications and make it possible for the members to make profit.	Communication	Mar-25			
Viola.AI (VAI)	Singapore	Viola.AI is the World's First A.I-driven Marketplace for Dating and Relationships with real business backing of 13 years.	Culture and entertainment	Mar-20	1,000,000		0.2 ETH

Viewly (VIEW)	SLOVE NIA	A decentralized video platform powered by the blockchain and peer-to-peer video sharing.	Culture and entertainment	Mar-22	12,000,000	12,000,000	0.45 ETH
Vice Industry Token (VIT)	Canada	Vice Industry Token Inc. is a decentralized blockchain platform and cryptographic token for the adult industry that allows producers to more efficiently monetize their content by rewarding viewers just for watching porn.	Culture and entertainment	Mar-19	5,000,000		0.05 ETH
VendiCoins (VENDI)	USA	Vendio accurately describe the visual content being displayed during the specific duration of time selected.	Culture and entertainment	Mar-23			
TrillHUB (TLC)	Czech Republic	TrillHUB.net looks to be a driving force in the adult entertainment industry.	Culture and entertainment	Mar-19			0.05 \$
Sapien Network (SPN)		A customizable and privacy-focused, decentralized social news platform.	Culture and entertainment	Mar-21	30,000,000		0.11 ETH
PronCoin (PRON)	United Kingdom	We're changing the way adult community works.	Culture and entertainment	Mar-21	6,900,000		0.07 ETH
dueltoken.io (DUEL)		The dueltoken.io platform is the ecosystem to challenge your friends, teammates or gaming opponents to a friendly duel with a wager, in your favorite games and on your favorite devices.	Culture and entertainment	Mar-25			1 DUEL = 0.00008 ETH
Cappasity (CAPP)	USA	The first platform that leverages blockchain infrastructure to create, rent and sell 3D content., ensuring decentralized and trustless copyright storage and content exchange within the AR/VR ecosystem.	Culture and entertainment	Mar-22			0.01 \$
BOUTSPRO (BOUTSPRO)	United Kingdom	There are billions of lives with a common necessity – Self-defense against the predators.	Culture and entertainment	Mar-25			1 ETH = 9000 BOUTS

777.Bing o (777)	Singapore	Mob Arts Tech, a company supported by Tencent Technology and Qtum, is the world's first pan entertainment platform for decentralized blockchain.	Culture and entertainment	Mar-20	50,000,000	0.05 ETH
mytime (MTT)	USA	Open-source transaction data will generate the value of human time across industries. Furthermore, the platform will allow shaping transaction profiles and the reputation of users.	Data service	Mar-24		
sharder protocol (SS)	Singapore	A cross-chain distributed storage protocol based on blockchain 3.0.	Distributed computing and storage	Mar-23		0.0446 \$
CryoCloud (CCC)	Canada	CryoCloudCoin aims to create a human history archive based on a decentralized cloud service	Distributed computing and storage	Mar-21		65,000 CCC = 1 ETH
Contract Net (CNET)	Hong Kong region	ContractNet is optimized for lower memory devices. These external devices will interface directly with the ContractNet network, or with oracles acting as intermediaries between the devices and the blockchain, to securely exchange data with smart contracts on the blockchain.	Distributed computing and storage	Mar-20		1 ETH = 1000 CNET
BeautiQ (BTQ)	Isle of Man	BeautiQ is a Bulgarian startup in ecommerce market.	E-commerce	Mar-20		1.25 \$
MindLink (ML)	Sweden	MindLink is a project aimed to reach international audience and to become a new standard of e-Learning.	Education	Mar-24		1 ML = 0.001 ETH
JoinGrowth (JGC)	Mexico	JoinGrowth Coin is using the blockchain technology as the basic educational solution to education.	Education	Mar-21		0.5 \$

Switchero Network (SWH)	Singapore	Switchero Network is the most advanced Exchange Platform which is a Decentralised Exchange built on top of the NEO Blockchain.	Exchange	Mar-23		0.012 \$
JOYSO (JOY)	Seychelles	JOYSO suggests a hybrid design for token trading, combining the advantages of a centralized exchange - fast and fully-featured - with the advantages of a decentralized exchange - improved security and privacy.	Exchange	Mar-21	14,000,000	0.0001 ETH
Wishcoin (Wishcoin)	UK	Wishcoin seamlessly combines the charitable sector with the crypto world	Finance	Mar-20		0.1 \$
Unilot (UNIT)		Unilot is a decentralized gambling platform which allows players to play and host online games like poker tournaments, lottery and many other games.	Finance	Mar-22		1 ETH = 12 658 UNIT
TradeNetCoin (TNC)	United Kingdom	TradeNetCoin is a revolutionary lending platform based on strong and worldwide known decentralized Ethereum's network.	Finance	Mar-19	1,000,000	0.65 ETH
Tiger Token (TGK)		The TigerBEC creates a "world-class blockchain hedging arbitrage trading platform."	Finance	Mar-25		1 ETH = 25000 TGK
Shping (SHPING)	Australia	With Shping, we can access information about any product just by scanning a barcode	Finance	Mar-23		0.01 \$
ROYAL CAPITAL (L)	Russia	ROYAL CAPITAL FUND – is a tokenized investment fund based on blockchain	Finance	Mar-19	11,740,619	1 \$
PolySwarm (NCT)	USA	Nectar, that powers PolySwarm, is a decentralized security marketplace, honed by security experts competing to protect you.	Finance	Mar-22		1 ETH = 31,337 NCT

PHI Token (PHI)	USA	The first Wealth Management marketplace that combines traditional finance and the crypto world into a new, higher return and more robust way to invest in the long term.	Finance	Mar-21	25,930,000	1.61803 \$
PARKG ENE (GENE)	SINGAP ORE	PARKGENE is a convenient and secure way to find parking, connect drivers, individuals and businesses.	Finance	Mar-19		0.1 \$
NYX (NYX)	Russia	NYX is a decentralized token and cryptocurrency access recovery solution based on game theory and neural networks.	Finance	Mar-21		1 NYX = 0.001 ETH
NovaLen d (NLC)	Germany	NovaLend aims at transforming the banking system to make credits more affordable and investing more rewarding.	Finance	Mar-20		0.75 \$
MoneyT oken (IMT)	UK	MoneyToken provides crypto-backed loans, stablecoin MTC and a decentralized exchange service.	Finance	Mar-21		0.01 \$
Kryll (KRL)	France	Kryll provide intuitive ways to create trading strategies and set them to execute automatically. Users can design strategies making use of the industry's most powerful tools and safely test them with backtesting and sandboxing before going live.	Finance	Mar-20	29,000,000	0.2 ETH
KPR Coin (KPR)	Australia	This is a crowd funding investment to help set-up KPR Medical Solutions and RMA as a joint venture for 100% renewable / Eco-friendly farms.	Finance	Mar-22		1 ETH = 1,000 - 3,000 KPR
Invox Finance (INVOX)	Australia	The Invox Finance Platform is an invoice lending platform disrupting a US\$2.8 trillion industry.	Finance	Mar-24		

HoToKe N (HTKN)	Thailand	HotNow is a discovery platform for shops and promotions with integrated, in-app promotional offers.	Finance	Mar-20		0.1 \$
EOZ (EOZ)	United States	Lending platform powered by neural network	Finance	Mar-19	15,000,000	1.35 ETH
Celsius (CEL)	USA	We're building Celsius to bring a new wave of financial products to the market designed	Finance	Mar-23		0.2 \$
Bountie (BNE)	Singapore	Bountie will begin with 47% of the Industry. Home to many of gaming's biggest markets, including South Korea and Japan, Asia accounts for 47% of the global gaming industry.	Finance	Mar-22		
BITRAC E (BRF)		A British investment company based in London, UK, which is a member of KJ Holdings Corp.	Finance	Mar-25		0.1 \$
Simply Vital Health (HLTH)	USA	Health Nexus propels healthcare infrastructure forward through the efficient and trustworthy ledger blockchain	Healthcare	Mar-20		0.4 \$
CareX (CARE)	USA	CareX is a blockchain platform on Ethereum linking security and transparency with healthcare.	Healthcare	Mar-22		10 \$
quantreum (QTM)	Malaysia	We are dedicated towards bringing the Advance IoT and Blockchain integration with established Transportation Industry.	Internet of Things	Mar-20		1 QTM = 0.00030ETH
YGGDR ASH (YEED)	Singapore	The Yggdrash is a blockchain platform, provides services such as Dapp (Decentralized Application) and DAO (Decentralized Autonomous Organization) for any individuals, industries, and corporations.	Others	Mar-23		0.008 \$

Vice Industry Token (VIT)	Canada	ViceToken.com is designed to re-center monetization of free adult content around the specific desires of the viewer.	Others	Mar-20		0.05 \$
Vectorspace (VEC)	Japan	The Vectorspace AI platform enables dynamically generated intelligent “token baskets” based on user-selected trends that exist in search, social media and news.	Others	Mar-23		7500 VEC = 1 ETH
Unicorn Coin (UCC)	Switzerland	Each coin represents your own personal Unicorn. You can get as many as you want and later trade them for other coins or tokens	Others	Mar-19	60,000,000	0.002 ETH
TurboTradeCoin (TTC)	UK	TurboTradeCoin is the Next Generation of Artificial Intelligence based Mirror Trading and Investment platform.	Others	Mar-23		0.5 \$
TrakInvest (TRAK)		A reward based investment platform utilizing artificial neural networks and crowdsourced asset sentiment to generate profitable equity trading signals and ideas.	Others	Mar-20	33,000,000	
TIM (TIM)	USA	TIM is 2 layer blockchain made of GPS powered 1-hop nodes over a novel blockchain.	Others	Mar-24		1 TIM = 0.0001 ETH
thorentium (XTRT)	Thailand	Thorentium is a new element of cloud mining cryptocurrency, and comes with good deal of benefits for investors.	Others	Mar-22		0.4 \$
The Forge Network (FRG)	United States	Forge Coin is a complete cryptocurrency ecosystem, a marketplace, an easy to use desktop and mobile interface, and a valuable tool in emerging markets like the gaming economy, voice assistants, and connected-home technology.	Others	Mar-24		0.8 \$
TE-FOOD (TFOOD)	Switzerland	TE-FOOD is the world's largest publicly accessible, farm-to-table food traceability system.	Others	Mar-22		0.05 \$

PronCoin (PRON)	UK	Our main goal is to decentralize online adult industry, changing the way adult community works.	Others	Mar-21		
Moonlite (MNL)		The MoonLite Project will operate in the Crypto-Currency Mining space, and plans to begin by mining predominantly Bitcoin, Bitcoin Cash, DASH & Litecoin on an industrial scale.	Others	Mar-22		1 ETH = 500 MNL
Kryll.io (KRL)	France	Kryll.io is your first intuitive platform to define powerful crypto trading strategies through a simple drag'n'drop editor., creating automated winning strategies	Others	Mar-20		0.2 \$
JOYSO (JOY)	Seychelles	we centralize order management, improving speed, matching and user experience compared to decentralized exchanges, and reducing costs.	Others	Mar-22		1 JOY = 0.0001 ETH
ERPCOIN (ERPCOIN)	Vietnam	ERPCOIN is a decentralized digital currency in limited supply.	Others	Mar-22		0.8 \$
doBETacceptBET (DCA)	Netherlands	The official group of the doBETacceptBET project, designed to change options' market.	Others	Mar-22		0.01 \$
BSBCoin (BSB)	Colombia	BSB Coin is a digital token designed to provide access to our ecosystem which involves a lending system, casino's shareholder revenue and future's projects	Others	Mar-22	5,000,000	0.5 ETH
Activity (Activity)	Russia	Our project is designed so that everyone (adolescent, adult) can determine the profession with the help of our website, and also earn money	Others	Mar-20	200,000	0.00075 ETH

Biometrics (IDS)	Denmark	The Biometrics platform allows people to identify themselves to others using the face recognition built into their phones.	Payment	Mar-19		1 ETH = 2,000 - 3,000 IDS
Celestial Coin (CEL)	USA	We want to create a celestial network that has the celestial currency as a FIAT currency and provide a safer and cheaper way of making payments around the globe.	Payment	Mar-20		0.1 \$
PolySwarm (NCT)		PolySwarm is the first decentralized marketplace where security experts build anti-malware engines that compete to protect you.	Security	Mar-22	50,000,000	0.02 ETH
WhoHas (WHO)	Germany	WhoHas is a competitive image sharing platform. The winner in each category as well as the community members who voted in favor of the winning contribution will then be financially rewarded.	Social	Mar-23		1 WHO = 0.0002 ETH
Tipper (TIPR)	Panama	Tipper is the revolutionary mass-scale decentralized social media platform, where every user can monetize.	Social	Mar-20		0.25 \$
Futourist (FTR)	Slovenia	Futourist is the first block-chain based review platform that rewards you for your content. You create reviews, share and get rewarded.	Social	Mar-20		0.02 \$
Exenium (XNT)	Cyprus	Our platform is adapted to the most widespread messengers in the world Telegram, WhatsApp, Facebook Messenger and Discord.	Social	Mar-25		1 XNT = 0.05 ETH
Amorito (AMO)	Romania	Amorito is a social dating platform focus on knowing new people anywhere in the world.	Social	Mar-22	30,000,000	

Data Source: ICO bench, ICO drops, Foundico, smith&crowne, foundico