



Huobi Research Weekly (Vol.11)

2018/5/22

Abstract

This week, the market cap and 24h trading volume of cryptocurrency have both dropped. The market cap of 69 items in Top100 assets has declined to varying degrees. On May 20, the total market cap of the TOP100 cryptocurrencies decreased to \$359.09 billion, a 2.58% decrease from the previous week. Also, the market cap of 69 items in TOP100 cryptocurrencies have decreased to varying degrees. 24h total market trading volume decreased by 32.07% compared to that of the previous week. CMT and KIN are top performers of the week, whose market cap ranking stepped forward by 13 and 15 respectively, all entering the TOP100. Bitcoin was at \$8282.89, down 2.50% from the previous week, and Ethereum was at \$706.27, up 2.99% from last week.

Unconfirmed transactions number in Bitcoin hugely decreased by 37.1%. Ethereum's average unconfirmed transaction decreased by 29.5%. The 7 days averaged number of unconfirmed transactions in Bitcoin and Ethereum was 2821 and 20,900. Bitcoin hashrate increased by 1.63%, and Ethereum's hashrate decreased by 1.6%. The average daily transaction fee for Bitcoin and Ethereum was \$1.321 and \$0.553, which increase 4.8% and 14.73% respectively from last week. The total number of blockchain and Ethereum addresses reached 24.83 million, and 34.24 million.

The EOS code has the highest level of activity. SKYFchain has become the focus of attention on telegram. Github code reached 175 commits this week. In terms of community activity, homepages of Bitcoin, Ethereum, and Ripple (XRP) ranked top three on Facebook; The top three projects on Twitter are Ripple, Bitcoin, and Ethereum; and SKYFchain attracted the most attention on telegram, with DateCoin being the fastest-growing project in the past 24 hours.

New digital assets fundraising this week mostly come from the Singapore, with blockchain infrastructure projects capturing most of the market attention. 45 new digital asset projects finalized the public funding process, most of them were from the Singapore, Germany, and the US, which focus on blockchain infrastructure area, followed by finance, real estate, culture and entertainment etc. Among 7 fundraising projects in the blockchain area that we followed, Circle Internet financial was the biggest one, who recently raised a \$110 million in Series E Financing.

Related Report

«Huobi Research Weekly (Vol.9)» 2018-5-7

«Huobi Research Weekly (Vol.10)» 2018-5-14

Author

Hubery Yuan

Dazhi Guo

Zhaofei Ding

huobiresearch@huobi.com

Content

1. Weekly Market Review.....	3
1.1 Market overview.....	3
1.2 Segment Analysis.....	5
2. Technical Statistic	8
2.1 Cryptocurrency Mining Statistics.....	8
2.2 Activity Statistics	10
2.3 Community Activity Statistics	16
3. Weekly Blockchain News Review	17
3.1 Industrial Application	17
3.2 International Policy	18
3.3 Technological Breakthrough.....	20
4. Weekly Project Progress in the Market	20
4.1 New digital assets this week.....	20
4.2 Weekly Investment Activities	26

1. Weekly Market Review

1.1 Market overview

This week, cryptocurrency market capitalization fell, there are only 5 projects whose market cap rose by more than 20% and market cap of 69 projects have declined to varying degrees. According to coinmarketcap, as of May 20, 2018, the total market cap of the TOP100 cryptocurrencies was 359.09 billion U.S. dollars, a decrease of 2.58% from last week. Only 5 projects' market cap rose by more than 20%, and the market cap of 69 projects have declined to varying degrees. Among them, MITH had the largest decrease of 39.47%, and its market cap ranking declined 21 places to 76. Followed by CENNZ, with a market cap decrease of 18.78% comparing with last week, ranking down 10 to 86rd. In addition, there were 6 projects entered TOP100, CMT(market cap increased 9.09%, ranking up by 13) , KIN(market cap increased 13.27%, ranking up by 15), RLC(market cap increased 21.89%), GTO(market cap increased 19.36%), MAID(market cap decreased 2.59%), and LINK (market cap decreased 3.18%). The highest increase in market cap this week was ZEC, which rose 5 places to 21st place, The highest increase in price this week was ZEC, up by 41.20%, the largest decrease in price this week was MITH, down by 39.47%. As of May 20, 2018, Bitcoin was traded at 8282.89 US dollars, lower than last week by 2.5%, price of Ethereum was 706.27 US dollars, up by 2.99% from last week.

Table 1.1: Top Five Price Increases and Declines

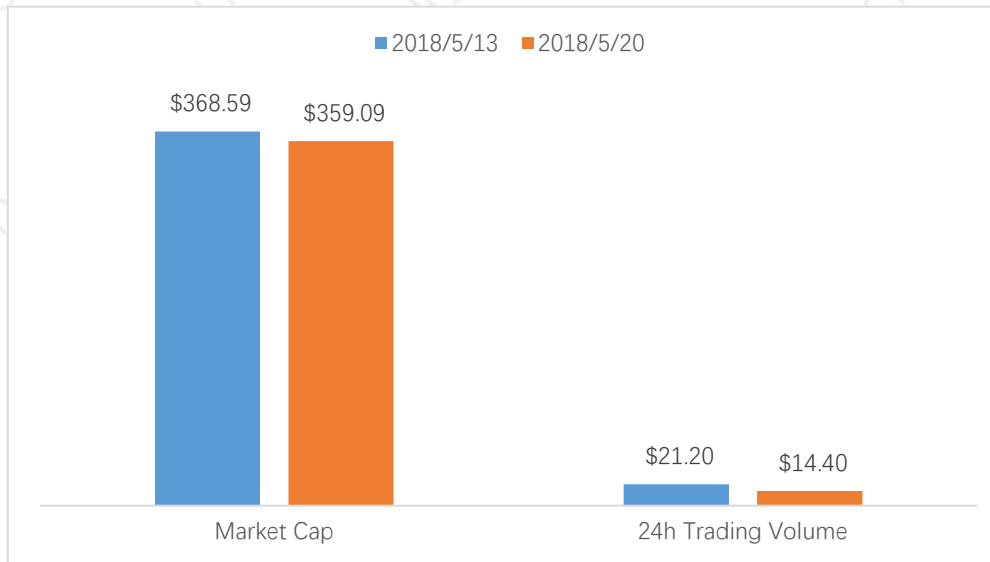
Symbol	Price decrease	Symbol	Price increase
MITH	-39.47%	ZEC	41.20%
CENNZ	-19.75%	CTXC	34.62%
ZIL	-16.48%	DCR	24.88%
BCH	-15.66%	RLC	21.89%
AION	-15.55%	HT	20.72%

Source: coinmarketcap

The 24h trading volume fell this week, with a decrease of 32.07% compared with last week. On May 20, 2018, the 24h trading volume decrease by 32.07% comparing with the same period of last week, and 4 projects rose by more than 100%, of which the highest was PPT with an

increase of 441.75%. Followed by ZEC, its 24h trading volume increase by 271.96% compared with last week. This week, there were 77 projects went through 24h trading volume decline, of which 30 projects fell more than 50%, of which the highest was REP, a drop of 88.08%.

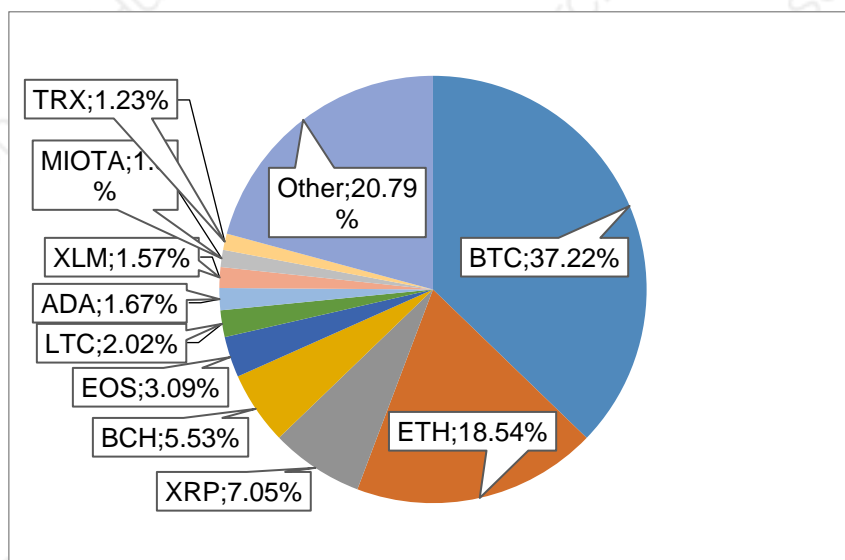
Figure 1.1: The Market cap and 24-hour Trading Volume for TOP100 cryptocurrencies



Source: coinmarketcap

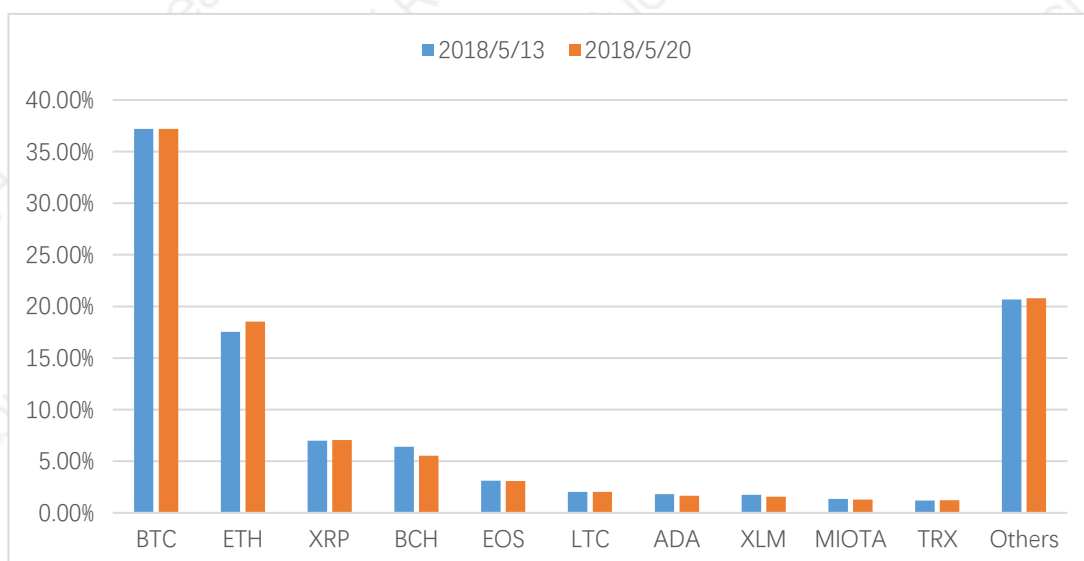
The TOP10 cryptocurrencies' market share remained stable, but market cap of 8 projects have declined to varying degrees. On May 20, the market cap of TOP10 cryptocurrencies was USD 300.43 billion, a decrease of 2.60% from last week, accounting for 79.21% of the total market capitalization of cryptocurrencies, with a stable market share compared with last week. BCH market capitalization hit the largest decrease of 15.60%. The market share of the 6 cryptocurrencies in the TOP10 declined last week. BTC's market cap remained stable compared with last week.

Figure 1.2: TOP10 Cryptocurrencies' Market Share of Total Cryptocurrencies Market



Source: coinmarketcap

Figure 1.3: TOP10 Cryptocurrencies' Market Share of Total Cryptocurrencies Market Changes



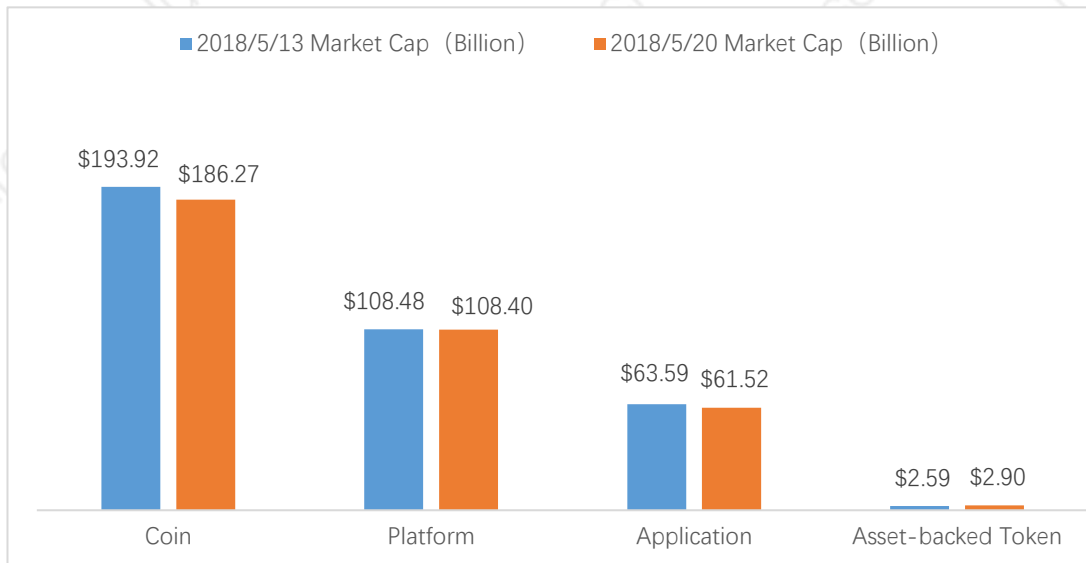
Source: coinmarketcap

1.2 Segment Analysis

Both the market cap and average market cap of asset-backed token projects increased the most. As of May 20, 2018, in the global TOP100 cryptocurrencies by market cap, the market cap of asset-backed token projects

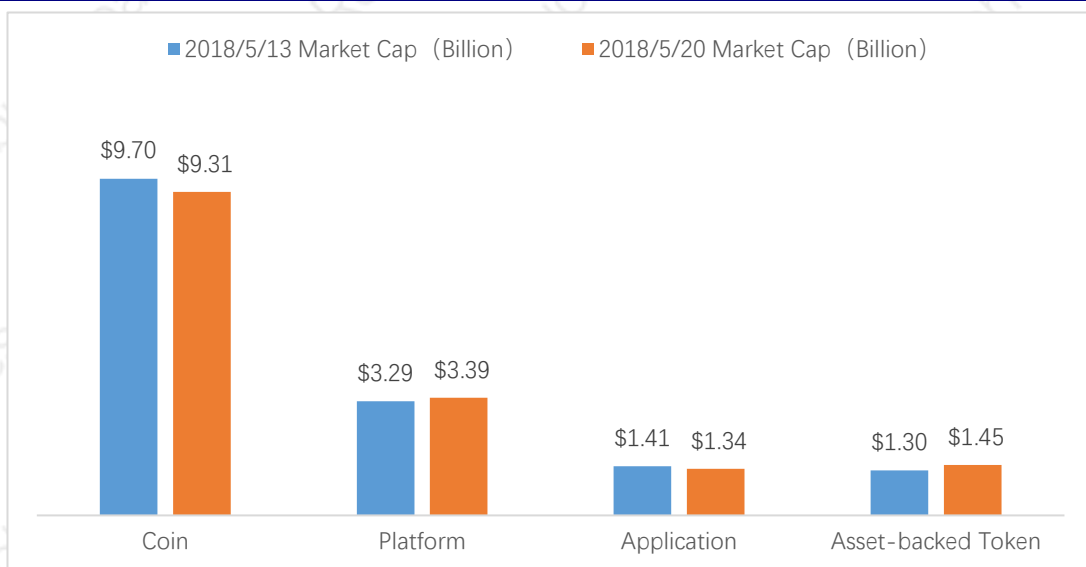
increased by 11.6% over the previous week, accounting for the largest decrease. This week, the market cap of coin projects decreased the most from last week by 3.9%. In addition, the average market cap of asset-backed projects this week was 14.48 billion US dollars, with a increase of 11.63% over the previous week, accounting for the largest increase.

Figure 1.4: TOP100 Cryptocurrencies Segment Market Capitalization



Source: coinmarketcap

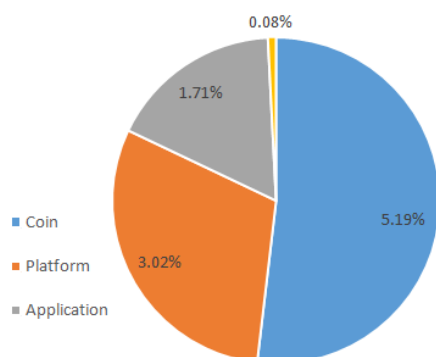
Figure 1.5: TOP100 Cryptocurrencies Segment Average Market Value



Source: coinmarketcap

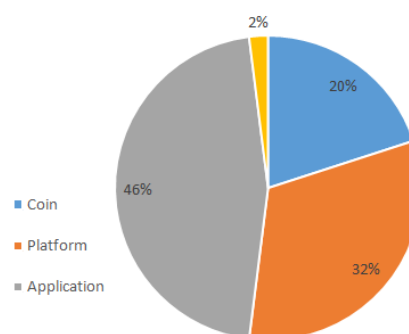
The classification of global TOP100 cryptocurrencies remained stable. As of May 20, 2018, among the TOP100 cryptocurrencies by market capitalization, the proportion of the number of projects has remained stable compared to last week. The number of coin projects remained the same, the number of platform projects decreased by 5, the number of app projects increased by 1, number of asset-backed token remained unchanged. The largest market cap was still coin project, accounting for 51.87%, which remained stable compared with last week.

Figure 1.6: TOP100 Cryptocurrencies Segment Ratio



Source: coinmarketcap

Figure 1.7: TOP100 Cryptocurrencies Segment Market Share



Source: coinmarketcap

Note: According to the different attributes of cryptocurrencies, Huobi Academy of Blockchain Application will divide them into four categories: Coin, Application Class, Platform Class and Asset-backed Token.

Coin Project: Refers to a type of asset developed based on blockchain technology that does not correspond to a specific use scenario and whose main function is only the transaction target. Its asset value is mainly reflected by liquidity.

Platform Class Project: A type of asset that is associated with the development of the underlying technology of the blockchain and is supported by the right to use or participate in the platform.

Application Class Project: Refers to a type of asset that is associated with a specific application scenario and is supported by a certain right of use, participation, or dividend.

Asset-backed Project: Refers to a class of assets that is linked to actual assets such as gold and US dollars and supported by the value of physical assets.

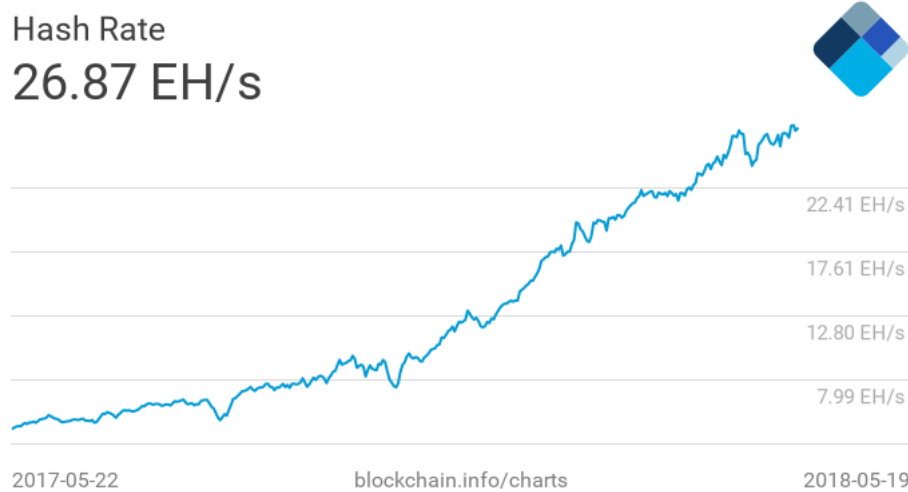
2. Technical Statistic

2.1 Cryptocurrency Mining Statistics

Hashrate of Bitcoin increased and hashrate of Ethereum decreased this week. From May 14 to May 20, 2018, the average bitcoin hashrate for the entire network reached 26.87 EH/s, with an increase of 1.63% from the previous week.

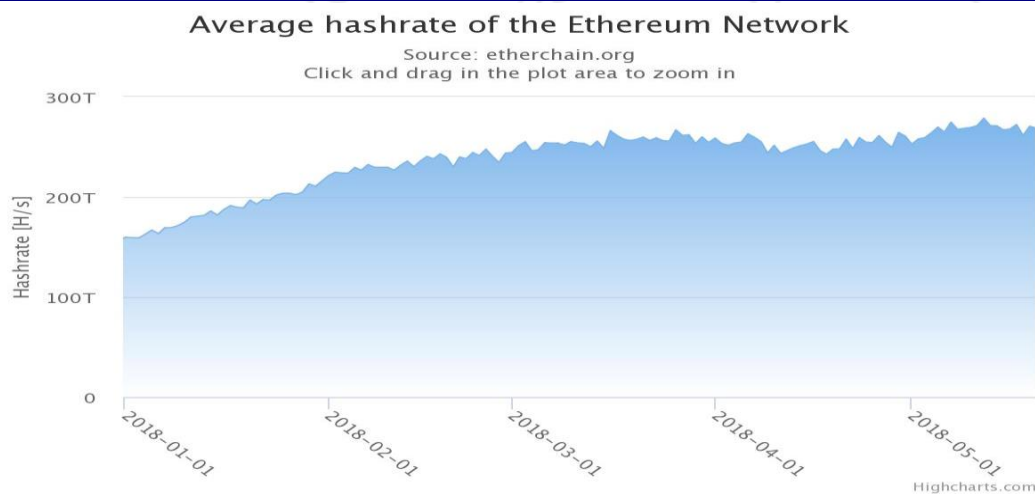
Average hashrate for entire Ethereum network was 267.3 TH/S this week, a decrease of 1.6% from the previous week.

Figure 2.1: Bitcoin Hashrate Changes



Source: blockchain.info

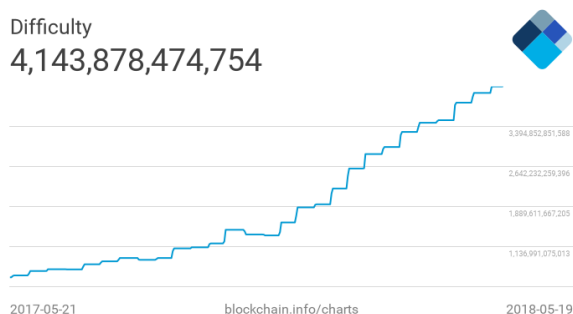
Figure 2.2: Ethereum Hashrate Changes



Source: etherchain

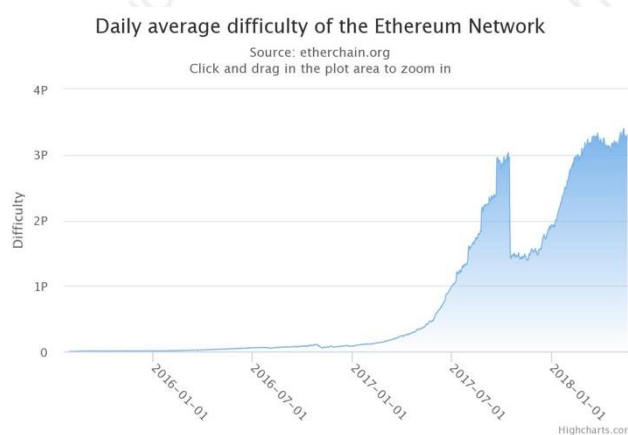
This week, the difficulty of mining in Bitcoin and Ethereum remained unchanged. As of May 21, 2018, Average difficulty for mining Bitcoin this week was 4.14T, remained unchanged compared with the previous week. The average difficulty of mining Ethereum this week was 3.27P, an decrease of 2.71% compared with the previous week

Figure 2.3: The Difficulty of Mining in Bitcoin



Source: blockchain.info

Figure 2.4: The Difficulty of Mining in Ethereum

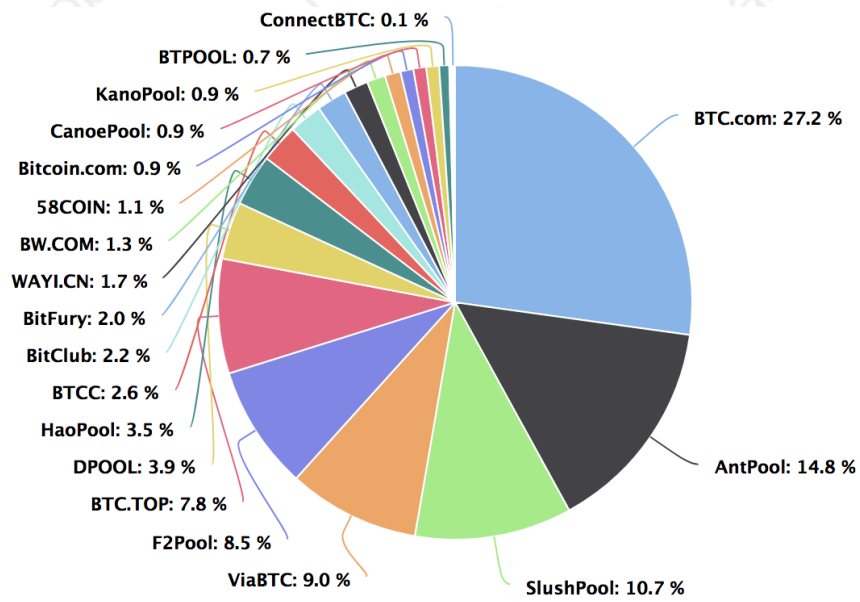


Source: etherchain

The percentage of BTC.com and SlushPool in the overall mining pool market slightly decreased and the market share of Ethermine slightly increased. From May 14 to May 20, 2018, bitcoin blockchain mined was 1038 blocks in the past week, a decrease of 0.3% from the previous week, among which the top five pools were BTC.com, AntPool, SlushPool, ViaBTC and F2Pool. Those 5 pools mined 279, 152, 110, 92 and 87 respectively, accounting for 26.88%, 14.64%, 10.6%, 8.86% and 8.38%, and the hashrate were 8.29EH/s, 4.51EH/s, 3.27EH/s, 2.73EH/s and 2.58EH/s respectively.

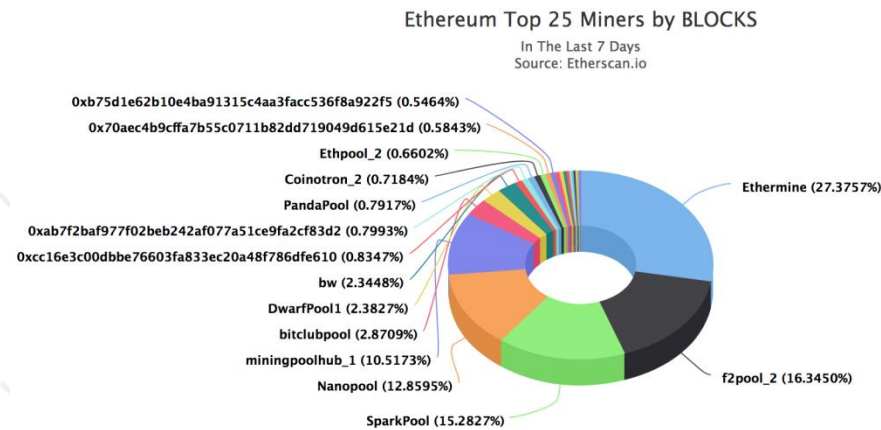
In the past week, Ethereum's entire network digged out 39535 blocks, decreasing 1.69% from the previous week. The top five pools are Ethermine, f2pool_2, SparkPool, Nanopool, and miningpoolhub_1, which mined 10823, 6462, 6042, 5084 and 4158 blocks respectively, accounting for 27.37%, 16.34%, 15.28%, 12.85% and 12.51% respectively.

Figure 2.5: Distribution of Bitcoin Mine Pool



Source: BTC.com

Figure 2.6: Distribution of Ethereum Mine Pool



Source: etherscan.io

2.2 Activity Statistics

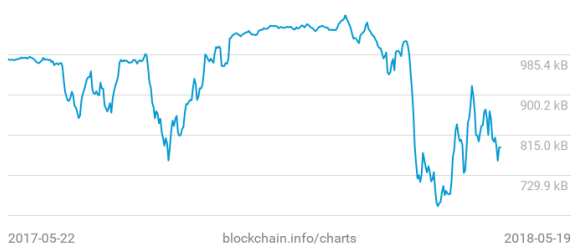
The block size of Bitcoin decreased but the average transaction amount of each block in Bitcoin increased. Based on blockchain.info, the average block size of Bitcoin this week was 789.4 Kbs, which was a 6.88% decrease from the previous week, and the average number of transactions per block was 1,498 times, up 2.18% from the previous week.

Figure 2.7: Block Size of Bitcoin

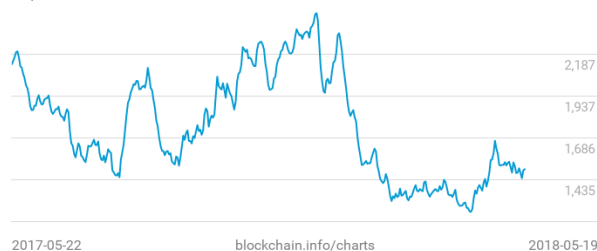
Figure 2.8: The Average Transactions of Per

Block in Bitcoin

Average Block Size
789.4 kB



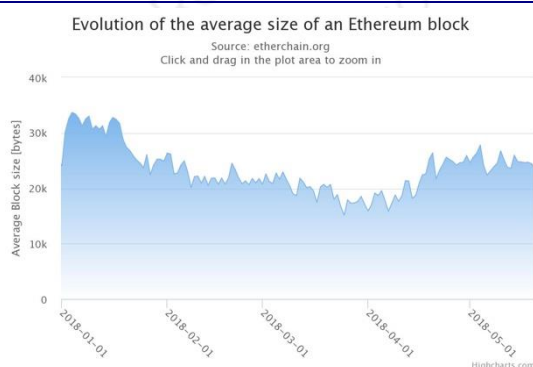
Average Number Of Transactions Per Block
1,498



Source: blockchain.info

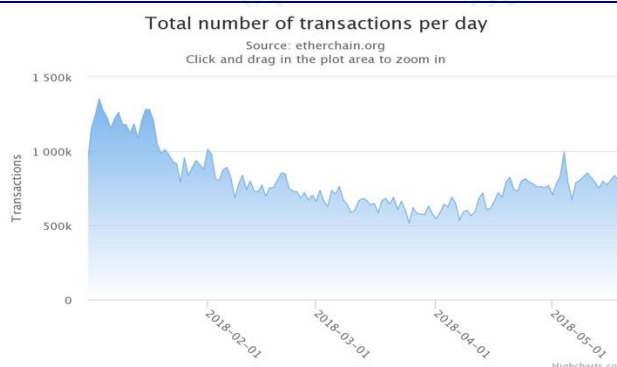
According to etherchain, the average transactions per block in Ethereum this week was 143.44, which was a increase of 1.74% compared with the previous week. The average size of the block was 24529.67 bytes, which was a increase of 0.53% compared with the previous week.

Figure 2.9: Evolution of the average size of an Ethereum block



Source: etherchain

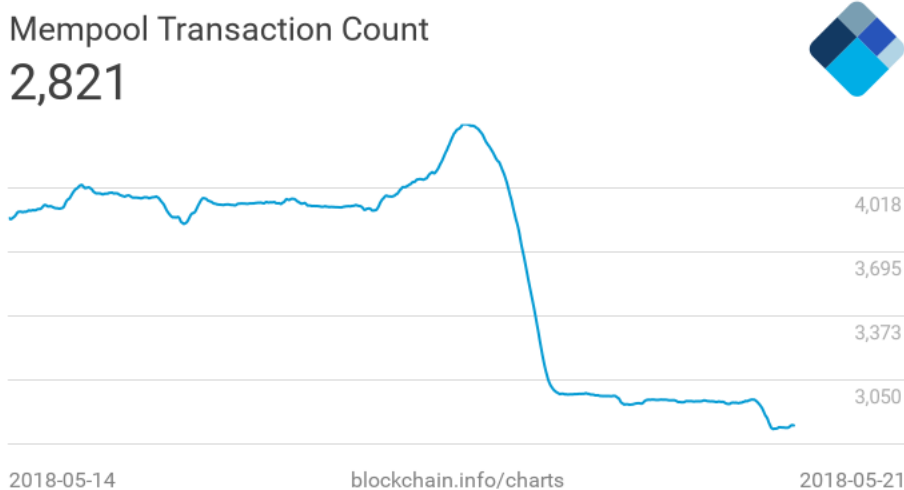
Figure 2.10: The number of transactions per day



Source: etherscan.io

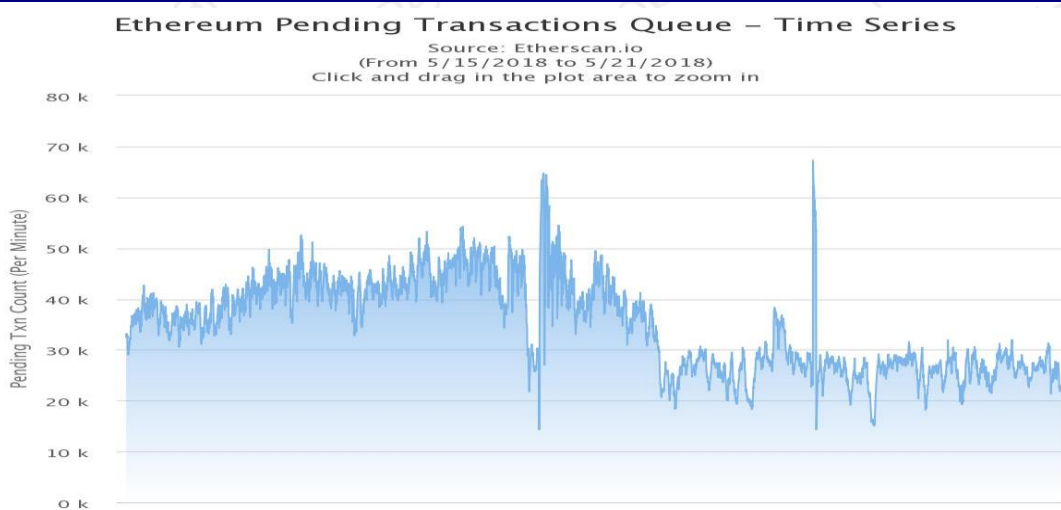
Number of unconfirmed transactions in Bitcoin and Ethereum decreased 27.1% and 29.5% respectively comparing with last week. As of May 21, 2018, the number of 7-day average unconfirmed transactions in Bitcoin network was 2821, an huge decrease of 27.11% from that of previous week. As of May 21, the number of unconfirmed transactions in Ethereum network this week was 20900, a decrease of 29.5% from that of previous week. The lowest value of unconfirmed transactions this week was 14292, and the highest record reached 67288.

Figure 2.11: Unconfirmed Transaction in Bitcoin



Source: blockchain.info

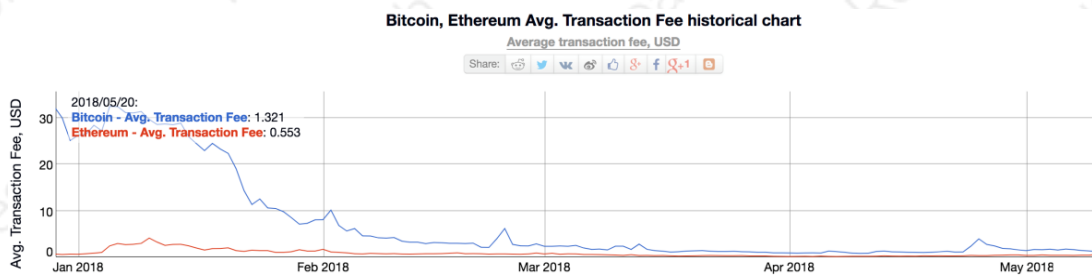
Figure 2.12: Unconfirmed Transaction in Ethereum



Source: etherscan.io

Transaction fees of Bitcoin decreased significantly and the transaction fees of Ethereum showed a significant upward trend this week. As of May 21, 2018, average transaction fees of Bitcoin this week was 1.321USD down by 4.8% from last week. Average transaction fees of Ethereum this week was 0.553USD, an increase of 14.73% from the previous week.

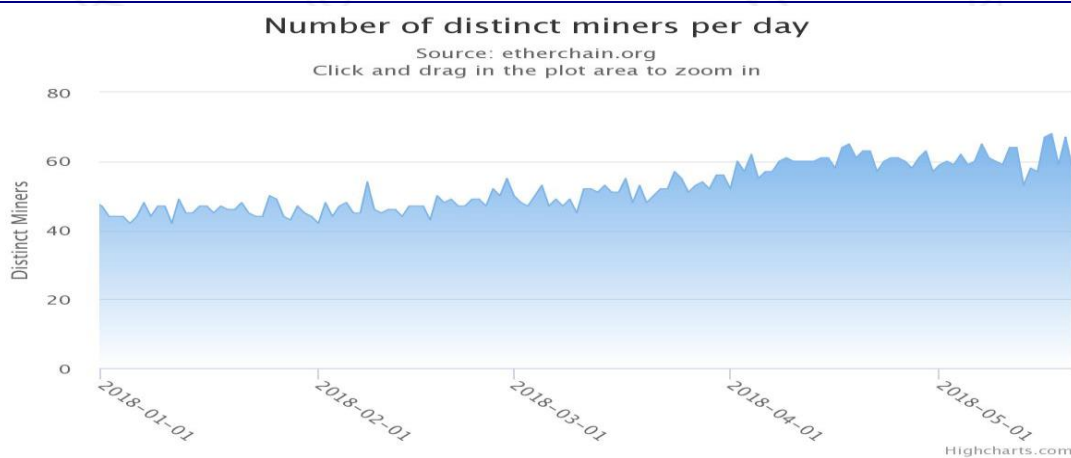
Figure 2.13: Bitcoin, Ethereum Avg Transaction Fees



Source: bitinfocharts

The average number of distinct miners per day in Ethereum increased slightly. From May 14 to May 20, 2018, the average number of distinct miners per day in Ethereum this week was 62, higher than the previous week (60.85) by 1.8%.

Figure 2.14: Number of Distinct Miners Per Day



Source: etherchain

The number of nodes in Bitcoin decreased slightly, but Ethereum nodes experienced a minor increase. As of May 21, 2018, Bitcoin nodes reached 10,240, a decrease of 1.64% from the previous week, of which 2,507 nodes in the U.S., 1814 nodes in Germany and 852 nodes in China, accounting for 24.48%, 17.71% and 8.33%.

As of May 21, 2018, Ethereum nodes reached 15542, which was a decrease

of 5.42% from the previous week. There were 5686 nodes in the U.S, 2073 nodes in China and 931 nodes in Canada, accounting for 36.58%, 13.34% and 5.99% respectively.

Table 2.1: Ranking of Bitcoin Nodes Distribution

RANK	COUNTRY	NODES
1	United States	2507 (24.48%)
2	Germany	1814(17.71%)
3	China	853 (8.33%)
4	France	679(6.63%)
5	Netherlands	481 (4.70%)
6	Canada	376 (3.67%)
7	United Kingdom	361 (3.53%)
8	n/a	352(3.44%)
9	Russian Federation	344 (3.36%)
10	Japan	216 (2.11%)

Source: bitnodes

Table 2.2: Ranking of Ethereum Nodes Distribution

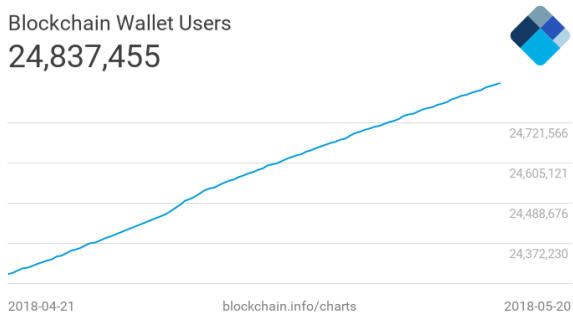
RANK	COUNTRY	NODES
1	United States	5686 (36.58%)
2	China	2050 (13.34%)
3	Canada	931 (5.99%)
4	Russian Federation	835 (5.37%)
5	Germany	786 (5.06%)
6	United Kingdom	527 (3.39%)
7	Netherlands	430 (2.77%)
8	Korea	381 (2.45%)
9	France	374 (2.41%)
10	Japan	255 (1.64%)

Source: ethernodes

This week, the growth rate of Bitcoin and Ethereum new addresses increased. According to the data of blockchain.info, as of May 21, 2018, the total number of blockchain accounts reached 24837455, an increase of 198459 this week.

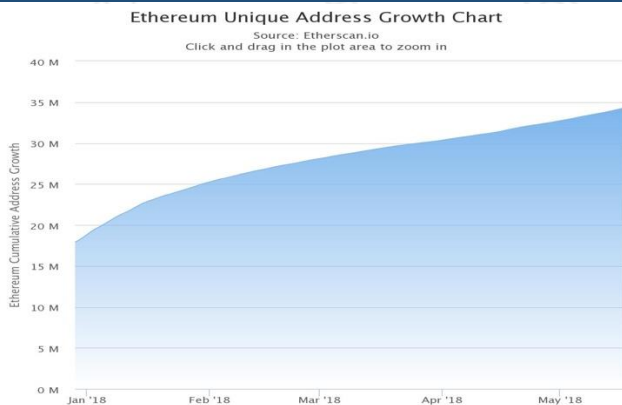
According to the data of the etherscan, as of May 20, 2018, the total number of Ethereum addresses was 34249306, and the number of new created addresses this week was 684606.

Figure 2.15: Bitcoin Wallet Users



Source: Blockchain.info

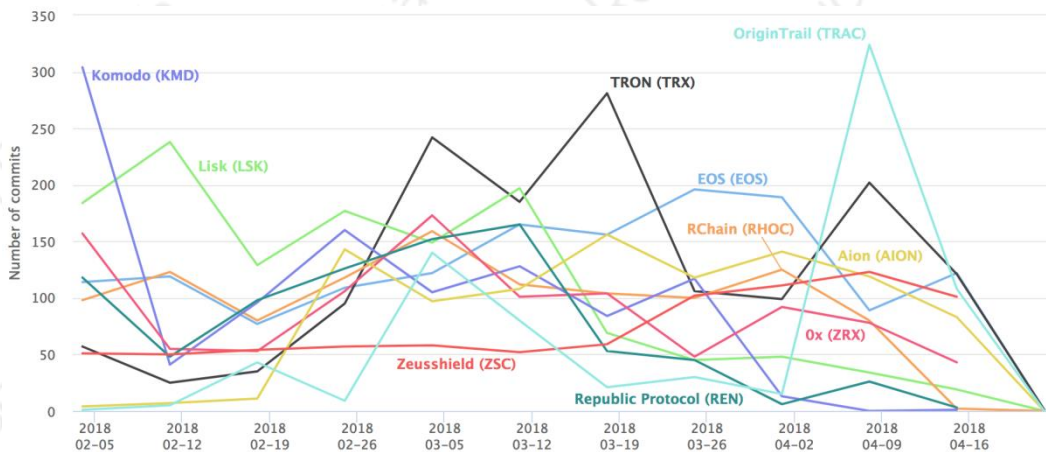
Figure 2.16: Total Address of Ethereum



Source: etherscan

EOS was the most active project in github last week. From May 14 to May 20, 2018, EOS's activity in the github code was the most robust, reaching 175 commits, an decrease of 17.06% from the previous week. TRON ranked second at 161 commits.

Figure 2.17: Github Code Activity



Source: cryptomiso

2.3 Community Activity Statistics

The top three famous cryptocurrencies on Facebook are Bitcoin, Ethereum and Ripple(XRP). The top three most popular cryptocurrencies on Twitter are Ripple, Bitcoin and Ethereum. As of May 21, 2018, the number of fans on Facebook of Bitcoin & Cryptocurrency, Ethereum and Ripple (XRP) is 439K, 136K and 111K respectively. On Twitter, the top three were Ripple (XRP), Bitcoin and Ethereum which has 887K, 854K, and 410K fans respectively.

As of May 21, SKYFchain got most attention on telegram, with more than 100,000 fans. DateCoin got the largest increase in the number of new fans in the last 24 hours, with more than 100,000 new fans joined its telegram.

Table 2.3: Facebook Cryptocurrency Fans Rankings

RANK	Cryptocurrency	Fans (thousands)
1	Bitcoin	439
2	Ethereum	136
3	Ripple (XRP)	111
4	Litecoin	98
5	IOTA	53
6	Dash	46
7	NEO	46
8	XVG	35
9	LISK	32
10	monero	29

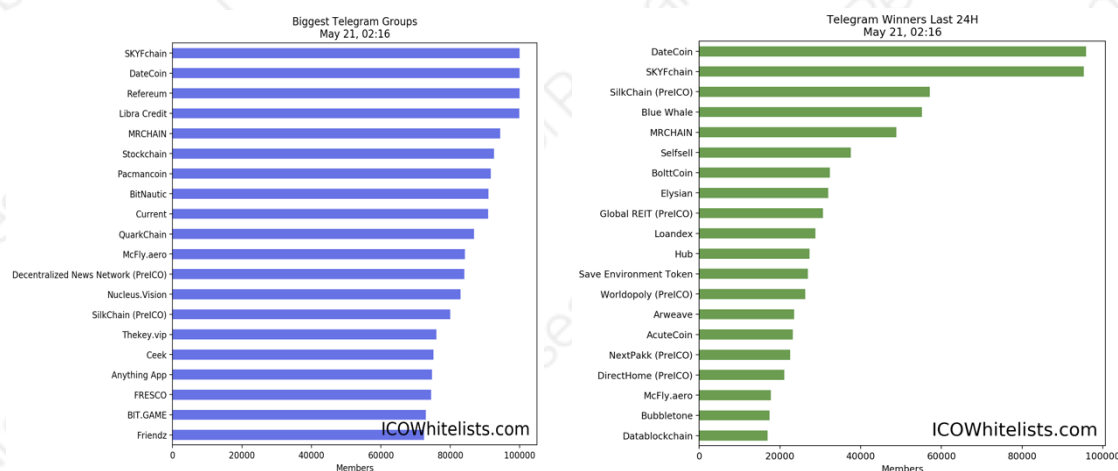
Source: facebook

Table 2.4: Twitter Cryptocurrency Fans Rankings

RANK	Cryptocurrency	Fans (thousands)
1	Ripple (XRP)	887
2	Bitcoin	854
3	Ethereum	410
4	Verge	330
5	Dash	315
6	TRON	302
7	Monero	300
8	OmiseGO	285
9	Stellar	254
10	Litecoin	140

Source: twitter

Figure 2.18: Telegram Cryptocurrency Fan Ranking



Source: icowhitelists

3. Weekly Blockchain News Review

3.1 Industrial Application

1. Korea Customs Authority to Test Blockchain Clearance System for Imports, Exports

According to the Korea times, the Korea Customs Service (KSC) is developing a customs data platform powered by blockchain technology in an effort to boost enhance the efficiency of a customs-clearing process that has long-relied on paper and is notoriously inefficient due to human error.

2. Israel's Public Stock Exchange Unveils Blockchain Securities Lending Platform

Israel's Tel Aviv Stock Exchange (TASE) has announced the development of a blockchain-powered securities lending platform. Calling it "one of the first projects of its kind in the world," TASE says its new project will fundamentally transform the domestic market through blockchain technology's core facets including direct peer-to-peer transactions, smart contracts and immutable data

recording.

3. Amazon Launches Blockchain Cloud Partnership with Ethereum studio ConsenSys' Kaleido

Amazon has partnered with blockchain incubator ConsenSys to enable its customers to build and manage their own blockchain platforms in an easy-to-use manner with ConsenSys' Ethereum-based cloud platform called Kaleido. This partnership will make blockchain more accessible to customers of Amazon Web Services, the cloud-computing arm of Amazon.com

4. Nokia and Hewlett Packard Enterprise Partner with Blockchain Data Streaming Startup Streamr to Help Users Monetize Data

Blockchain startup Streamr recently partnered with Nokia and Hewlett Packard Enterprise, among others, sharing its technology to create a data marketplace. Streamr's marketplace, which was launched on Wednesday, enables customers to put their data on blockchain and then generate profits by selling it to different entities.

5. Cryptocurrency May Light up Renewable Energy in Moldova

The United Nations Development Program will launch an innovative effort to power a Moldovan university with Cryptocurrency-funded solar energy this year. The initiative with Sun Exchange, a South African solar power marketplace, will allow people to buy solar cells using SolarCoin.

3.2 International Policy

1. Kazakhstan President Calls for Global Rules on Cryptocurrencies under UN Oversight

The president of Kazakhstan, Nursultan Nazarbayev, is

urging the global community to work together to draft common rules regarding the use of cryptocurrencies. Nazarbayev said the current, disparate regulatory guidelines around the world cause confusion and inefficiency.

2. Switzerland Government Calls for Study on State Cryptocurrency “e-franc”

Switzerland’s federal government has called for a study into the risks and opportunities of launching the “e-franc”, a proposed state cryptocurrency powered by blockchain technology. The Federal Council, Switzerland’s seven-member executive council that constitutes the federal government, has thrown its support behind a 32-year-old Swiss lawmaker Cédric Wermuth’s call for a formal government study into the possibility of launching a state cryptocurrency.

3. Thailand Tax Authority Waives 7% VAT on Individual Cryptocurrency Investors

Criticism over newly introduced legislation mandating taxes on cryptocurrency transactions has seen Thailand’s tax authority waive a value-added tax (VAT) on individual cryptocurrency adopters. Despite the tax relief, however, the official reminded that individuals will still be liable to pay a 15% capital gains tax, deemed ‘withholding tax’, on income earned in a transaction.

4. Ukraine to LEGALIZE Cryptocurrencies

Ukraine is preparing draft legislation to legalize cryptocurrencies, according to a post by a member of the Ukrainian parliament, Alexei Mushak, on his Facebook page Tuesday, May 15.

5. Blockchain fostered by EU Parliament to ‘empower’ Businesses and Citizens

On Wednesday, the Industry, Research and Energy

committee voted to suggest that small businesses seek blockchain payment systems in a run targeted at mitigating some of the expenses linked with the facilitators of intermediary payment. Moreover, in a plenary session next month, an oral question to the EU Commission will be posted about the technology.

3.3 Technological Breakthrough

1. Bitcoin Cash Hard Forks, Increases its Block Size to 32MB and Includes Support for Smart Contracts

Bitcoin Cash received its own hard fork to a 32MB block size with the aim of increasing user adoption and giving users faster transactions and lower costs by removing the scalability bottlenecks. The fork would also enable developers to build smart contracts on top of Bitcoin Cash network

4. Weekly Project Progress in the Market

4.1 New ICOs this week

There are 45 new ICOs this week. Among these ICOs, 40 assets was collected with country information, and the three countries with the most ICOs were the Singapore, U.S., and Germany, with The Singapore having 5 new ICOs, accounting for 15.5% of the total ICOs this week, and with each of U.S. and Germany accounting for 11.1% and 6.6%, respectively. Each of the rest 23 countries generally launched 1 or 2 ICOs, accounting for less than 5%. Judging from the types of projects, with 38 ICOs have been clearly categorized. The largest asset class for ICOs is blockchain infrastructure projects (13), accounting for 29.5% of the total ICOs; Followed are Blockchain Financing Projects(20.5%), Real Estate projects(6.8%), Entertainment projects (6.8%), and Blockchain-Powered Payment projects(6.8%). In general, new digital assets this week are concentrated mostly in Singapore; asset types are basically application-type, with

Blockchain infrastructure projects being the main application area of ICOs.

Table 4.1 New ICOs this week

Digital Asset	Country	Introduction	Sub-classification	Closing Date	Public Offering Price
KROPS (KRO)	Hong Kong (of China)	Krops aims to deal with various major factors that would significantly affect global food production	Others	14-May	1 KRO = 0.0015 ETH
Copy Trader (CTT)	USA	Copy Trader acts as a marketplace between expert and newbie traders	Blockchain Finance	14-May	0.45 USD
Monanex (MNX)	Switzerland	Monanex is a bitcoin exchange platform with FIAT operations built on modern technologies	Exchange	14-May	0.15 USD
Betrium (BTRM)	Russia	Betrium is the worldwide betting exchange which makes possible to bet on sports using cryptocurrencies professionally	Infrastructure	14-May	1 ETH = 1200 BTRM
SPHINX COIN (SPHINX)	Singapore	Sphinx is the world's first people-driven investment community	Blockchain Finance	15-May	0.5 USD
LemoChain (LEMO)	Singapore	Lemo is a decentralized, open source platform for companies of all sizes to monetize and exchange their business data	Blockchain Platform	15-May	1 LEMO = 0.0001 ETH
Lemmon (LMN)	Germany	Lemmon is the first financial network to bring together a stable lending system, an operational trading strategy and a physical devise	Infrastructure	15-May	1 USD = 1000 LMN
Conn3x (C3X)	N/A	Conn3x are firmly convinced that they can optimize the search and payment processes	Infrastructure	15-May	0.5USD
Krios (KRI)	Belize	Krios introduces a new way to collaborate with marketing	Infrastructure	15-May	0.10 USD

		professionals from around the globe			
Velix.ID (VXD)	Singapore	Velix.ID is platform to enable frictionless identity verification across the globe	Infrastructure	15-May	1 USD
SMARTRealty (RLTY)	USA	SMARTRealty revolutionizes the real estate industry by applying smart contract technology to common real estate transactions such as rental agreements, property sales, and more	Real Estate	15-May	0.58 USD
DreamBit (MAB)	Nigeria	DreamBit is all about unbanked population, with its tokens will be used for individual transactions and corresponding transaction fees	Payment	15-May	1 USD
OpenPoll (POL)	USA	Inclusive to people who have previously been disenfranchised in polls and surveys, the OpenPoll platform provides more representative data and gives everyone a fair voice through polling	Infrastructure	15-May	0.13 USD
Global Shrimp Coin (GSD)	Peru	Global Shrimp launched the first ever crypto coin backed by a high yielding and profit-making shrimp farming enterprise based in Peru.	Others	15-May	1 GSD = 0.002504 ETH
Money Rebel (MRP)	Slovenia	Money Rebel is an all-in-one mobile platform utilizing blockchain and the PSD2 EU directive to lead companies toward substantial profits.	Blockchain Finance	15-May	1 MRP = 0.05 EUR
BrickBlock (BBK)	Gibraltar	Brickblock is one of the only blockchain projects with a working product backed by technical and legal proofs of concept—offering the world's first tokenized real estate asset on the Blockchain	Real Estate	15-May	0.48 USD
SPINDLE (SPD)	UK	SPINDLE is the first match-making platform where users will be able to compare transparent information about every crypto fund and connect with asset managers to help diversify and grow their investments.	Blockchain Finance	15-May	0.129 USD

Dorado (DOR)	Switzerland	Dorado will transform the way goods move around cities by enabling anyone to have anything delivered on-demand.	Platform	16-May	0.10 USD
Bpay (BUY)	Estonia	Bpay.io is the newest, most sophisticated tool, which allows receiving cryptocurrency at your convenience - any place, any time, while ensuring the speed and security of your transactions	Payment	16-May	0.08 USD
CryptoNationz (CNZ)	UAE	CryptoNationZ and CNZ cryptocurrency clubbed together in a package deal where our crypto members and real estate buyers both can mutually benefited in long term in a WIN-WIN situation.	Infrastructure	16-May	1 CNZ = 0.0022 ETH
RIX (RIX)	Gibraltar	Rix has been invented to help individuals having difficulty making profits in the market, namely private investors, become more profitable.	Blockchain Finance	16-May	1 ETH = 100,000 RIX
Zamanat (Zamanat Token)	USA	Zamanat is an encrypted ride-hailing and personal safety app that protects your privacy.	Infrastructure	16-May	0.37 USD
Taskfair (TFT)	Belize	Taskfair is building and evolving a blockchain-powered ecosystem for home service on-demand platforms and gig economy marketplaces.	Infrastructure	16-May	0.17 USD
TILX (TILX)	USA	TILX is the First World Cryptocurrency related to Magic, Art and Culture.	Infrastructure	16-May	0.69 USD
ZPER (ZPR)	Singapore	ZPER is a decentralized P2P(peer-to-peer) financial ecosystem using smart contract technology	Blockchain Finance	16-May	1 ZPR = 0.0000625 ETH
Akaiito (AIC)	Estonia	Akaiito is C2C platform, which will give an opportunity to use cryptocurrency in everyday life	Infrastructure	16-May	0.68 USD
The Abyss (DAICO) (ABYSS)	Malta	The Abyss is a next generation digital distribution platform, delivering all types of video games where gamers and developers can profit from multilevel referral program and other activities.	Entertainment	16-May	0.11 USD

JioCoin (JIO)	Singapore	JioCoin, a decentralized mobile network, is dedicated to constructing an open-source telecom infrastructure on blockchain.	Infrastructure	17-May	0.30 USD
Forty-Seven Bank (FSBT)	Latvia	Forty-Seven Bank is innovative fin-tech startup aimed at uniting communities of cryptocurrency users and followers of the traditional monetary system.	Blockchain Finance	17-May	3.30 USD
IAMHERO (IAHC)	Germany	I AM HERO is a career platform that connects people and companies in a smarter way through our AI algorithms.	Others	17-May	1 IAHC = 0.0000142 ETH
EventRabbit (EventRabbit Token)	Australia	EventRabbit is a decentralized event payment system, listing and livestream platform, to increase user engagement and simplify ticketing and marketing processes.	Payment	17-May	0.015 USD
MINER ONE (MIO)	UAE	Miner One Community Members contribute to building Miner One mining centers and share their output transparently and equitably using Ethereum-based smart contracts.	Others	17-May	0.70 USD
AIREN (AIRE)	Mexico	AIREN brings Artificial Intelligence and Real Estate markets to the world of Blockchain Technology.	Blockchain Finance	18-May	0.15 USD
Synthestech (STT)	Switzerland	Synthestech is a scientific research center engaged in technology development for synthesis of precious metals and valuable isotopes.	Others	18-May	1 USD
SMHC Coin (SMHC)	Singapore	SMHC's ambition is to create a world in which all payment needs can be satisfied with cryptocurrency	Entertainment	18-May	1 ETH = 3,300 SMHC
TTC PROTOCOL (TTC)	British Virgin Islands	TTC is a decentralized and token-incentivized social networking protocol for the next generation of social platforms	Social	18-May	1 TTC = 0.00025 ETH
Goldiam (GOL)	France	Goldiam is the future of gold and diamond mining on the blockchain. With Goldiam, you will be able to buy real Gold and Diamond (s) and have them shipped directly to you with the relevant certificates.	Others	18-May	1300 GOL = 1 ETH

WorldWi Fi (WT)	Singapore	World Wi-Fi project is a global decentralized free Wi-Fi network based on private routers, where every router owner may share free Wi-Fi, connect to other users, and earn cryptocurrency.	Telecommunications	18-May	0.13 USD
Evareium (EVM)	Cayman Islands	Evareium (EVM) presents an opportunity to invest in a new real estate asset-pool fund and asset management company	Real Estate	19-May	1.00 USD
Hamster Marketplace (HMT)	UK	HMT is a decentralized trading platform run by manufacturers that sell unique gadgets without extra charges and intermediaries.	Infrastructure	19-May	2.00 USD
REME-Coin (REME)	Liechtenstein	REMECOIN is a crypto centric online shopping platform with its own coin enabling the users to benefit from full cash back functionality everywhere by simple payments within the platform.	Others	19-May	1 REME = 0,40 CHF
IIOOTTEL (I2)	Slovenia	IIoT Telecom (Industrial Internet of Things Telecom) company creates Industrial Internet of Things Platform – decentralized specialized software on the Blockchain, allows to gather information from numerous "smart" IIoT devices.	Telecommunications	19-May	0.1 USD
Bulltoken (BULL)	Norway	BullToken is a new and exciting addition to the cryptocurrency scene that aims to give cryptocurrency investors an arena to work together towards a common goal	Blockchain Finance	19-May	1 ETH = 250 BULL
Seylan (SYLN)	Germany	Seylan Product established in 2015 with an aim to Manufacturing, marketing and exporting all types of edible and industrial salt that matches the international quality and standards	Others	19-May	0.05 USD
DreamTeam (DTT)	Ukraine	As an all-in-one platform, DreamTeam will securely connect all gamers, teams, sponsors, advertisers, and tournaments, enabling mutual economic transactions within one global esports ecosystem	Entertainment	19-May	1 ETH = 1600 DTT

Data sources: ICO Bench, ICO Drops, Foundico, Smith&Crown, ICO Rating, ICO Alert

4.2 Weekly Investment Activities

There are 7 investment activities took place in blockchain industry this past week. Circle Internet Financial raised 110 Million USD in E-round, the most amount raised in this week.

Company	Round	Amount	Investors	Company Type
Circle Internet Financial	Round E	110 Million USD	BitMain Ridge Venture	Blockchain Application
Shang Bi	Angel	45 Million RMB	FTFX Venture Chibi Capital EOSfund	Blockchain Application
Maya Technology	Round A	50 Million RMB	Jidou Capital Zijie Capital	Hardware Manufacturer
Myshare	Angel	Million RMB	Xintian Ventures Node Capital	Blockchain Application
Hailian House Rental	Round Pre-A	10 Million RMB	N/A	Blockchain Application
Cambridge Blockchain	Round A	7 Million USD	Partech Ventures HCM Capital Digital Currency Group	Blockchain Application
Qifeng Media	Angel	10 Million RMB	Yingnuotianshi Fund Shoujiantou Capital Qingwa Capital Shuimu Blockchain Fund	Blockchain Media

Data sources: IT Juzi, Jike